

George Mason University
College of Education and Human Development
Teaching Culturally & Linguistically Diverse and Exceptional Learners

EDRD 610 - 6F2: Content Literacy for English Language Learners, PK-12
3 Credits, Summer 2018
May 21-August 8, 2018
Online

Faculty

Name: Judith Collazo, Ph.D.
Office Hours: By Appointment
Office Location: Thompson 2500
Office Phone: 571-215-5491
Skype: judith.collazo2
Email Address: jcollazo@gmu.edu

Prerequisites/Co-requisites

EDRD 515: Language and Literacy in Global Contexts AND:
EDCI 519: Methods of Teaching Culturally & Linguistically Diverse Students

University Catalog Course Description

Focus on research-based instruction for teaching reading and writing in the content areas. Emphasizes similarities and differences between reading and writing in two or more languages, vocabulary development, reading fluency, and strategies for text comprehension. Requires 20 hours of PK-12 classroom fieldwork.

Course Overview

This course provides a specific focus on content area literacy for English language learners (ELLs) and other language minority (LM) students at all levels. Candidates in this course will examine literacy research and instruction related to teaching specific subject matter including social studies, science, mathematics, and the arts to ELLs. Participants critically analyze and demonstrate teaching approaches for English literacy and bi-literacy in content areas. An important goal for this course is promoting collaboration between grade-level teachers, as well as literacy and language personnel, to support the academic success of ELLs and LM students. The cultural context of learning is also considered. Among the topics addressed are: sociocultural and sociopolitical dimensions of teaching academic content; principles for content area instruction; identity and self-concept formation; learning and collaboration across the curriculum; differentiated instruction for ELLs/LM students; strategies for reading and writing for academic purposes; formative assessment in the content areas; analyzing resources and materials; dimensions of learning social studies, science, and math content; students with interrupted schooling; critical literacy; and advocacy in support of academic equity for

language learners.

Course Delivery Method (For Online Courses)

This course will be delivered online (76% or more) using an asynchronous format via Blackboard Learning Management system (LMS) housed in the MyMason portal. You will log in to the Blackboard (Bb) course site using your Mason email name (everything before @masonlive.gmu.edu) and email password. The course site will be available on or before 5/21/2018 at 8:00 AM.

Under no circumstances, may candidates/students participate in online class sessions (either by phone or Internet) while operating motor vehicles. Further, as expected in a face-to-face class meeting, such online participation requires undivided attention to course content and communication.

This online course is **not self-paced. You will be expected to complete two modules every week.** Completing a semi-weekly module includes reading, participating in discussions with the whole class, and completing any accompanying assignments and/or activities associated with that module. You are asked to engage deeply with the subject matter, to take risks in your thinking, and to listen to and learn from your classmates. Readings for each module will follow the syllabus with some adjustments from student feedback and course momentum. As this is a collaborative learning experience, periodically throughout the semester, I will post journal “exit slips” for your personal response on the course and readings to facilitate your growth as an instructor and improve your learning experience overall.

Course Week: This course is asynchronous. Because asynchronous courses do not have a “fixed” meeting day, our calendar weeks will **start** on **Tuesdays** and **finish** on **Mondays** (2 modules will be completed within each week, with the exception of the first week, 4th of July week, and the final week).

Absences: Candidates are expected to fully participate every week in the discussions and activities in online courses for which they registered. Students should contact the professor ahead of any non-participation online. Only approved (see Mason catalog) absences will not result in a grade penalty. Unless extreme circumstances prevail that have been communicated to the instructor, **candidates who fail to fully participate online for two modules (or 1 full week) will be considered to have two absences in this course and will not be permitted to complete the class.**

Technical Requirements

To participate in this course, students will need to satisfy the following technical requirements:

- High-speed Internet access with standard up-to-date browsers. To get a list of Blackboard’s supported browsers see:
https://help.blackboard.com/Learn/Student/Getting_Started/Browser_Support#supported-browsers

To get a list of supported operation systems on different devices see:

https://help.blackboard.com/Learn/Student/Getting_Started/Browser_Support#tested-devices-and-operating-systems

- Students must maintain consistent and reliable access to their GMU email and Blackboard, as these are the official methods of communication for this course.
- Students will need a headset microphone for use with the Blackboard Collaborate web conferencing tool. [Delete this sentence if not applicable.]
- Students may be asked to create logins and passwords on supplemental websites and/or to download trial software to their computer or tablet as part of course requirements.
- The following software plug-ins for PCs and Macs, respectively, are available for free download: [Add or delete options, as desire.]
 - Adobe Acrobat Reader: <https://get.adobe.com/reader/>
 - Windows Media Player:
<https://windows.microsoft.com/en-us/windows/downloads/windows-media-player/>
 - Apple Quick Time Player: www.apple.com/quicktime/download/

Expectations

- Course Week:
- Because asynchronous courses do not have a “fixed” meeting day, our week will start on **Tuesday**, and finish on **Monday**
- Log-in Frequency:
Students must actively check the course Blackboard site and their GMU email for communications from the instructor, class discussions, and/or access to course materials at least **2 per module or 4** times per week.
- Participation:
Students are expected to actively engage in all course activities throughout the semester, which includes viewing all course materials, completing course activities and assignments, and participating in course discussions and group interactions.
- Technical Competence:
Students are expected to demonstrate competence in the use of all course technology. Students who are struggling with technical components of the course are expected to seek assistance from the instructor and/or College or University technical services.
- Technical Issues:
Students should anticipate some technical difficulties during the semester and should, therefore, budget their time accordingly. Late work will not be accepted based on individual technical issues.
- Workload:
Please be aware that this course is **not** self-paced. Students are expected to meet *specific deadlines* and *due dates* listed in the **Class Schedule** section of this syllabus. It is the student’s responsibility to keep track of the bi-weekly course schedule of topics, readings, activities and assignments due.
- Instructor Support:
Students may schedule a one-on-one meeting (in-person, phone, Skype, or Facet Time) to discuss course requirements, content or other course-related issues. My availability is

evening and weekend by appointment. Students should email the instructor to schedule a one-on-one session, including their preferred meeting method and suggested dates/times.

- Netiquette:

The course environment is a collaborative space. Experience shows that even an innocent remark typed in the online environment can be misconstrued. Students must always re-read their responses carefully before posting them, so as others do not consider them as personal offenses. *Be positive in your approach with others and diplomatic in selecting your words.* Remember that you are not competing with classmates, but sharing information and learning from others. All faculty are similarly expected to be respectful in all communications.

- Accommodations:

Online learners who require effective accommodations to insure accessibility must be registered with George Mason University Disability Services.

Learner Outcomes or Objectives

This course is designed to enable students to do the following:

1. Identify language and literacy skills critical for ELL/LMS success in the content areas.
2. Plan and execute literacy activities across a range of content areas for ELL/LMS.
3. Apply first and second language acquisition theory and praxis to developing literacy, especially reading /writing, for older ELL/LMS in the content areas.
4. Utilize current theory and praxis in literacy and bi-literacy to analyze resources and materials for teaching middle school/secondary ELL/LMS in the content areas.
5. Analyze research from newer perspectives concerning implications for teachers of older children and youth from culturally diverse and second language backgrounds.
6. Use scaffolding approaches to teach pre-reading, during-reading, and post-reading and writing strategies.
7. Model for students reading and writing strategies appropriate to various learning tasks in content area subject matter.
8. Develop performance-based assessment activities in determining the content instruction for ELL/LMS.
9. Identify major pedagogical approaches to teaching reading and writing and explain applicability to teaching older English language learners of various language backgrounds and ability.

Professional Standards: TESOL Standards, InTASC (Interstate Teacher Assessment and Support Consortium) Standards and CAEP (Council for the Accreditation of Educator Preparation) Standards

Upon completion of this course, students will have met the following professional standards:

TESOL Standards Addressed:

Domain 1. Language - Candidates know, understand, and use the major theories and research related to the structure and acquisition of language to help English language learners' (ELLs')

develop language and literacy and achieve in the content areas. Issues of language structure and language acquisition development are interrelated. The divisions of the standards into 1.a. language as a system, and 1.b. language acquisition and development do not prescribe an order.

Standard 1.a. Language as a System - Candidates demonstrate understanding of language as a system, including phonology, morphology, syntax, pragmatics and semantics, and support ELLs as they acquire English language and literacy in order to achieve in the content areas.

Domain 2. Culture - Candidates know, understand, and use major concepts, principles, theories, and research related to the nature and role of culture and cultural groups to construct supportive learning environments for ELLs.

Standard 2. Culture as It Affects Student Learning - Candidates know, understand, and use major theories and research related to the nature and role of culture in their instruction. They demonstrate understanding of how cultural groups and individual cultural identities affect language learning and school achievement.

Domain 3. Planning, Implementing, and Managing Instruction - Candidates know, understand, and use evidence-based practices and strategies related to planning, implementing, and managing standards-based ESL and content instruction. Candidates are knowledgeable about program models and skilled in teaching strategies for developing and integrating language skills. They integrate technology as well as choose and adapt classroom resources appropriate for their ELLs.

Standard 3.a. Planning for Standards-Based ESL and Content Instruction - Candidates know, understand, and apply concepts, research, and best practices to plan classroom instruction in a supportive learning environment for ELLs. They plan for multilevel classrooms with learners from diverse backgrounds using standards-based ESL and content curriculum.

Standard 3.b. Implementing and Managing Standards-Based ESL and Content Instruction - Candidates know, manage, and implement a variety of standards-based teaching strategies and techniques for developing and integrating English listening, speaking, reading, and writing. Candidates support ELLs' access to the core curriculum by teaching language through academic content.

Standard 3.c. Using Resources and Technology Effectively in ESL and Content Instruction - Candidates are familiar with a wide range of standards-based materials, resources, and technologies, and choose, adapt, and use them in effective ESL and content teaching.

Domain 5. Professionalism - Candidates keep current with new instructional techniques, research results, advances in the ESL field, and education policy issues and demonstrates knowledge of the history of ESL teaching. They use such information to reflect on and improve their instruction and assessment practices. Candidates work collaboratively with school staff and the communities to improve the learning environment, provide support, and advocate for ELLs and their families.

Standard 5.a. ESL Research and History - Candidates demonstrate knowledge of history,

research, educational public policy, and current practice in the field of ESL teaching and apply this knowledge to inform teaching and learning.

Standard 5.b. Professional Development, Partnerships, and Advocacy - Candidates take advantage of professional growth opportunities and demonstrate the ability to build partnerships with colleagues and students' families, serve as community resources, and advocate for ELLs.

This course contains at least one Common Assessment developed by the College of Education and Human Development to assess our candidates' performance on nationally accepted standards for beginning teachers (InTASC) and our programs' performance on national accreditation standards (CAEP).

EDRD 610 primarily addresses the following standards of the Interstate New Teacher Assessment and Support Consortium (InTASC) and the International Society for Technology in Education (ISTE). EDRD 610 also addresses the following Core Values from the College of Education and Human Development. Visit the appropriate links for complete descriptions and examples of each standard and/or value.

INTASC	ISTE	Core Values
Standard #1 Learner Development	Standard #1 Facilitate & Inspire Student Learning and Creativity	Value # 1 Collaboration
Standard #2 Learning Differences	Standard #2 Design & Develop Digital-Age Learning Experiences & Assessments	Value #4 Research Based Practice
Standard #4 Content Knowledge	Standard #3 Model Digital-Age Work and Learning	Value #5 Social Justice
Standard #5 Application of Content	Standard #4 Promote & Model Digital Citizenship & Responsibility	
Standard #6 Assessment	Standard #5 Engage in Professional Growth & Leadership	
Standard #9 Professional Learning and Ethical Practice		
http://www.ccsso.org/intasc	http://www.iste.org/standards	http://cehd.gmu.edu/values/

Required Texts

Gibbons, P. (2015). *Scaffolding language scaffolding learning: Teaching English language learners in the mainstream classroom* (2nd ed). Portsmouth, NH: Heinemann

Zwiers, J. (2014). *Building academic language: Meeting Common Core Standards across disciplines*. (2nd ed.). San Francisco, CA: Jossey-Bass

Recommended Books:

American Psychological Association (2009). *Publication manual of the American psychological association* (6th ed.). Washington, DC: American Psychological Association.

Gottlieb, M., & Ernst-Slavit, G. (2014). *Academic language in diverse classrooms: Definitions and contexts*. Corwin Press.

Reiss, J. (2012). *120 content strategies for English language learners* (2nd ed.). New York, NY: Allyn & Bacon.

Wilson, A., & Chavez, K. (2014). *Reading and representing across the content areas*. New York, NY: Teachers College Press.

Course Performance Evaluation

Students are expected to submit all assignments on time in the manner outlined by the instructor (e.g., Blackboard assignment link, TK20). **It is strongly recommended that candidates develop an organized plan for working on the major assignments throughout the semester.**

TK20 Performance-Based Assessment Submission Requirement

(Philosophy of Teaching, the Collaborative Learning Team Task (common assessment), and the Content Literacy Project.)

Every student registered for any Teaching Culturally, Linguistically Diverse & Exceptional Learners program course with a required performance-based assessment is required to submit this assessment and the Fieldwork Log of Hours and Evaluation Forms to Tk20 through Blackboard (regardless of whether the student is taking the course as an elective, a one-time course or as part of an undergraduate minor). Evaluation of the performance-based assessment by the course instructor will also be completed in Tk20 through Blackboard. Failure to submit the assessment to Tk20 (through Blackboard) will result in the course instructor reporting the course grade as Incomplete (IN). Unless the IN grade is changed upon completion of the required Tk20 submission, the IN will convert to an F nine weeks into the following semester.

Field Experience Record and Evaluation

The **field experience is a required component** of the teacher preparation program at George Mason University. All students will complete a minimum of **20 hours in field experience** for this course. Documentation of your field experience is required as well as a signed statement from your field experience teacher(s) or supervisor(s). If you are taking more than one course in a semester, you must complete 20 hours per course (e.g., two courses require 40 hours of field experience). This means you may be completing different tasks for different courses in the same placement. Materials and products used for one course cannot be used for another course (e.g., videos, lesson plans, etc.)

***TCLDEL Fieldwork Log of Hours and Evaluation Forms must be uploaded to TK20 on Blackboard.** The forms are located on Blackboard in your TCLDEL organization site in the “Fieldwork” page.

In-service teachers: Field experience can often be conducted in your own classroom if you have access to the population of students required for the PBAs and other assignments. Please consult your instructor if you have questions about the viability of your classroom for fieldwork in this class. You must register for your school as your field experience site in the online Field Experience Request form available here: <https://cehd.gmu.edu/endorse/ferf>. You will check the box indicating that: *“I will arrange my own field experiences (observations and/or case studies) because I am a full-time contracted school system employee and will complete field experience at my workplace.”* The deadline to submit your field experience placement is Week 2 of class. Failure to do so will result in an unsatisfactory grade for your fieldwork assignment. If you are taking this course as part of a cohort program, please indicate “TCLDEL Cohort” on your request form FIRST, then select your program and placement location. HINT: Cohort courses have section numbers beginning with “6F” (e.g. EDUC 511.6F1).

Pre-service teachers: If you are not currently working in a K-12 school, you will need to be placed in an appropriate fieldwork setting to complete your required PBAs and fieldwork hours. You must request a fieldwork site using the online Field Experience Request form available here: <https://cehd.gmu.edu/endorse/ferf>. You will check the box indicating that: I will need George Mason (Clinical Practice Specialist) to arrange a placement for my field experiences (including observations and/or case studies). The deadline to submit your field experience placement is Week 2 of class. Failure to do so will result in an unsatisfactory grade for your fieldwork assignment. If you are taking this course as part of a cohort program, please indicate “TCLDEL Cohort” on your request form, then select your program and placement location. HINT: Cohort courses have section numbers beginning with “6F” (e.g. EDUC 511.6F1).

Virginia state or county cohort teachers: Cohort Students are required by their district and by TCLDEL to complete field experiences as required by the Virginia Department of Education for this program. Each district has arranged for candidates to be able to work at K-12 grade levels in order to complete all licensure requirements. Please contact your district coordinator for further information.

TCLDEL Fieldwork Log of Hours and Evaluation Assessment

	Status of Student Work	
	1	0
Fieldwork Log of Hours demonstrates 20 hours of fieldwork completed, with a teacher-mentor or supervisor signature.	Complete	Not Complete

NOTE: Failure to submit documentation of successful completion of your fieldwork in a timely manner will make you ineligible to register for coursework, be recommended for licensure, or receive a grade for this course.

- Assignments and/or Examinations

Class Assignments			
Project	Goal	% of Grade	Due Date
Participation	<p>Candidates are expected to actively participate online in every class session by critically analyzing, asking questions, or making observations about the readings, thereby indicating they have thoroughly prepared for the class. Reflection on learning and on application of new knowledge is expected.</p> <p><i>TESOL/NCATE Standards: 1b, 3a, 4a, & 5a</i></p> <p>*See Participation Rubric on Course Bb Site</p>	25 %	Weekly Discussion Board – Weekly Prompts (2 Learning Modules per week – 1 set of Discussion Board prompts per week)
Collaborative Learning Team Task (PBA & Common Assessment)	<p>Collaborate with at least two teachers in a K-12 setting to review ELL assessment data and collaboratively plan a lesson to support student learning. Document your collaboration.</p> <p><i>InTASC Standards 6a, 6b, 6, 7j, 9c, 9e, 10a, 10b, & 10f</i></p> <p>*See CLT Rubric and Assignment Overview at end of Syllabus</p>	25 %	Module 5 (in both Assignments & TK20)
Content Literacy Project PBA	<p>Plan collaboratively with other colleagues to improve language, literacy, and content instruction for ELL/LMS and reflect upon literacy practices across the curriculum for ELL/LMS</p> <p><i>TESOL/NCATE Standards - 2, 3a, 3b, 3c, 5a, & 5b</i></p> <p>*See CLP Rubric and Assignment Overview at end of Syllabus</p>	25 %	Module 12 (in both Assignments & TK20)
Philosophy of Teaching (Update) PBA	<p>Revise your Philosophy of Teaching statement that you wrote in EDCI 516 to reflect your professional growth to date.</p> <p><i>TESOL/NCATE Standards - 1b, 2, 3b, 5a, & 5b</i></p> <p>*See Teaching Philosophy Rubric and Assignment Overview at end of Syllabus</p>	15 %	Final Module 17 (in both Assignments & TK20)
Field Experience Documentation & Evaluation	<p>Candidates will complete a minimum of 20 hours of school-based field experiences. Field experience must be documented by submitting a Field Experience Log of Hours and Evaluation forms to TK20.</p>	10 %	End of course, submit by Module 17

- **Grading**

At George Mason University, course work is measured in terms of quantity and quality. A credit normally represents one hour per week of lecture or recitation or not fewer than two hours per week of laboratory work throughout a semester. The number of credits is a measure of quantity. The grade is a measure of quality. The university-wide system for grading graduate courses is as follows:

Grade	GRADING	Grade Points	Interpretation
A+	=100	4.00	Represents mastery of the subject through effort beyond basic requirements
A	94-99	4.00	
A-	90-93	3.67	
B+	85-89	3.33	Reflects an understanding of and the ability to apply theories and principles at a basic level
B	80-84	3.00	
C*	70-79	2.00	Denotes an unacceptable level of understanding and application of the basic elements of the course
F*	<69	0.00	

Note: “C” is not satisfactory for a licensure course; “F” does not meet requirements of the Graduate School of Education

Students must maintain a 3.0 average and a grade of B or higher for licensure and master’s degree. *All course assignments and field experience activities must be satisfactorily completed before the final grade is awarded.*

See the University Catalog for details: <http://catalog.gmu.edu/policies/academic/grading/>

Honor Code & Integrity of Work

Integrity of Work: TCLDEL students must adhere to the guidelines of the George Mason University Honor Code (<https://catalog.gmu.edu/policies/honor-code-system/>). The principle of academic integrity is taken very seriously and violations are treated as such.

Violations of the Honor Code include:

1. Copying a paper or part of a paper from another student (current or past);
2. Reusing work that you have already submitted for another class (unless express permission has been granted by your current professor **before** you submit the work);
3. Copying the words of an author from a textbook or any printed source (including the Internet) or closely paraphrasing without providing a citation to credit the author. For examples of what should be cited, please refer to:
<https://owl.english.purdue.edu/owl/resource/589/02/>
4. You may also not “reuse” fieldwork hours. Each placement must have 20 documented hours that are solely for each course that you are in; you may be at the same site, but the same hours may not be counted towards the same course.

Late Work Policy

At the graduate level all work is expected to be of high quality and submitted on the dates due. *Work submitted late will be reduced one letter grade for every day of delay.* Because we live in uncertain times, if you have any extraordinary circumstances (think flood, earthquake, evacuation) that prevent you from submitting your work in a timely manner, it is your responsibility to contact the instructor as soon as possible after the circumstances occur and make arrangements to complete your work. *It is up to the discretion of the instructor to approve the late/makeup work.*

Course Withdrawal with Dean Approval

For graduate and non-degree students, withdrawal after the last day for dropping a course requires approval by the student's academic dean, and is permitted only for nonacademic reasons that prevent course completion (Mason catalog). *Students must contact an academic advisor in APTDIE to withdraw after the deadline.* There is no guarantee that such withdrawals will be permitted.

Online Participation/Attendance Policy

Students are expected to participate in **all** online discussions. Not participating in an online discussion module will be reflected with a zero for the week and as an absence. **Students with two or more absences will not receive credit for the course.**

Incomplete (IN)

This grade may be given to students who are in good standing, but who may be unable to complete scheduled course work for a cause beyond reasonable control. The student must then complete all the requirements by the end of the ninth week of the next semester, not including summer term, and the instructor must turn in the final grade by the end of the 9th week. Unless an explicit written extension is filed with the Registrar's Office by the faculty deadline, the grade of IN is changed by the registrar to an F (Mason catalog). Faculty may grant an incomplete with a contract developed by the student with a reasonable time to complete the course at the discretion of the faculty member. The faculty member does not need to allow up to the following semester for the student to complete the course. A copy of the contract will be kept on file in the APTDIE office.

Class Schedule

Please Note: Faculty reserves the right to alter the schedule as necessary, with notification to students.

Class Session	Topic	Preparation: Main Readings	Assignments Due
Module 1 5/22-5/28	Course Intro Content Area Literacy: <i>What is it and why is it important?</i>	Read syllabus thoroughly Read: Brozo, W. (2010). The role of content literacy in an effective RTI program. <i>The Reading Teacher</i> , 64(2), 147-150. Fang, Z. (2012). Approaches to developing content area literacies: A synthesis and a critique. <i>Journal of Adolescent & Adult Literacy</i> , 56(2), 103-108. Key principles for ELL instruction. (2013).	Complete all activities and assignments in Module 1. Begin - Design/ Collaboration of CLT Lesson Plan - See CLT In Task Directions (Bullets 1-5, p. 20-21 of Syllabus)
Module 2 5/29-5/31	Adolescent Literacy: <i>What makes complex texts challenging for ELL/CLD learners? What kind of academic literacy instruction do diverse students deserve?</i>	Read: Fillmore, L.W., & Fillmore, C. J. What does text complexity mean for ELLs? Shanahan, T., Fisher, D., & Frey, N. (2012). The challenge of challenging text. <i>Reading: The Core Skill</i> , 69(6), 58-62. Greenleaf, C., Schoenbach, R., & Murphy, L. (2014). Building a culture of engaged academic literacy in schools. <i>IRA e-essentials</i> , 1-15.	Complete all activities and assignments in Module 2. Share CLT Lesson Design – Begin to implement lesson(s) – (See Bullets 6-7 p. 21 of Syllabus)
Module 3 6/1-6/4	Social & Cultural Perspectives of Students' Language Usage: <i>How do in-school and out-of-school language demands differ?</i>	Read in Zwiers Textbook: Chapters 1 & 2 Read: *Understanding Language Initiative (2013). Key principles for ELL instruction. *Lindahl, K., & Watkins, N. (2014). What's on the "LO" menu? Supporting academic language development. <i>The Clearing House</i> , 87, 197-203.	Module 3. CLT – Finish Implementation of CLT Lesson & CLT Draft 1 to share (See Bullets 6-8 p. 21 of Syllabus & CLT Section 1 & 2 – p. 21)

<p>Module 4 6/5-6/7</p>	<p>ELLs in the Mainstream Classroom:</p> <p><i>What helps ELLs to learn academic language?</i></p> <p>Universal Design for Learning</p>	<p>Read in Gibbons Textbook:</p> <p>Chapters 1 & 2</p> <p>Read:</p> <p>Lopes-Murphy, S. (2012): Universal design for learning: Preparing secondary education teachers in training to increase academic accessibility of high school English learners. <i>The Clearing House: A Journal of Educational Strategies, Issues and Ideas</i>, 85(6), 226-230.</p> <p>Select ONE Academic conversation video related to your teaching (or future) context on the course Bb site.</p> <p>Basic Academic Conversations (Secondary Level - HS)</p> <p>Teaching Academic Discussion (Standards/Learning Objective Focus) - 9th Grade</p> <p>Academic Conversations with ELLs</p> <p>Academic Conversations (Student Samples)</p> <p>Elementary ELs</p>	<p>Complete all activities and assignments in Module 4.</p> <p>CLT Draft 2 to share (See CLT description Bullets 8-9 on & CLT Section 3 & 4 on pg. 21 of Syllabus)</p> <p>Content Literacy Project Focus</p> <p>Part A – (See syllabus p. 22-23)</p> <p>CLP - Design/ Collaborate</p> <p>CLP unit lesson plan with & share with EDRD 610 peers</p>
<p>Module 5 6/8-6/11</p>	<p>Cultivating Academic Language Acquisition:</p> <p><i>What are key teacher habits & strategies for modeling and scaffolding academic language development across content areas?</i></p>	<p>Read in Zwiars Textbook:</p> <p>Chapter 3</p> <p>Read:</p> <p>*Fang, Z. (2008). Going beyond the fab five: Helping students cope with the unique linguistic challenges of expository reading in intermediate grades. <i>Journal of Adolescent & Adult Literacy</i>, 51(6), 476-487.</p> <p>Optional:</p> <p>Fisher, D., & Frey, N. (2007). Implementing a schoolwide literacy framework...</p>	<p>Complete all activities and assignments in Module 5</p> <p>Implement CLP unit lesson plan</p> <p>CLT Task Due</p> <p>Collaborative Learning Team Task DUE—</p> <p>This PBA must be submitted via Blackboard Assignment link AND TK20.</p>

Module 6 6/12-6/14	Shifting from Content Area Literacy to Disciplinary Literacy: <i>What is meant by Disciplinary Literacy?</i>	Read in Zwiars Textbook: Chapter 4 Read: Fang, Z., & Coatoam, S. (2013). Disciplinary literacy: What you want to know about it. <i>Journal of Adolescent & Adult Literacy</i> , 56(8), 627-632. Shanahan, T., & Shanahan, C. (2008). Teaching disciplinary literacy to adolescents: Rethinking content-area literacy. <i>Harvard Educational Review</i> , 78(1), 40-59. Optional: Moje, E. B. (2012). Foregrounding the disciplines in secondary literacy teaching...	Complete all activities and assignments in Module 6 , Content Literacy Project Focus Part B – Implement lesson(s)/ Assessment (see Syllabus p. 22-23)
Module 7 6/15-6/18	Student-to-Student Interaction: <i>How does interaction facilitate oral language development and academic language acquisition?</i>	Read in Zwiars Textbook: Chapter 5 Read in Gibbons Textbook: Chapter 3 Select at least ONE article from the collaborative academic resource list on course Blackboard site in Module 7.	Complete all activities and assignments in Content Literacy Project Focus Part C - Reflect/ Collaborate on CLP lesson(s) implementation (See Syllabus p. 23)
Module 8 6/19-6/21	Reading - 2nd Lg.: Vocab. & Beyond: <i>What's the role of vocabulary instruction?</i> <i>What other academic language features make complex texts challenging?</i>	Read in Zwiars Textbook: Chapter 7 Read in Gibbons Textbook: Chapter 6 Read: Kucan, L. (2012). What is most important to know about vocabulary? <i>The Reading Teacher</i> , 65(6), 360-366. Additional Readings Primary Focus: Vocabulary & Beyond & What is the role of vocabulary instruction?	Complete all activities and assignments in Module 8 Begin CLP paper 1st draft to share (See CLP rubric pg. 32-34)

Module 9 6/22-6/25	Sociocultural Identities for Teaching & Learning: Teaching Philosophy Focus	<p>READ: Harper, & de Jong (2005). Pick ONE: Toohey, K., & Norton, B. (2010). <i>Language learner identities and sociocultural worlds</i>. Sears (2011). <i>Integrating multiple identities...</i> Menken, Kleyn, & Chae (2012). <i>Spotlight on "LTELLs"...</i> Suarez-Orozco. (2011). <i>Growing up in the shadows...</i></p>	Complete all activities and assignments in Module 9 Finish 1st Draft of CLP Paper. (See CLP rubric pg. 32-34)
Module 10 6/26-6/28	<p>Writing in a Second Language:</p> <p><i>How do students use academic language resources to write in the genres of school?</i></p> <p><i>How do teachers scaffold academic writing for ELLs?</i></p>	<p>Read in Zwiers textbook: Chapter 8</p> <p>Read in Gibbons textbook: Chapters 4 & 5</p> <p>Supplemental Readings: Resource Guide (2012). Engaging in and exploring explanation writing: A practical guide for classroom teachers, <i>Government of South Australia, Department of Education and Child Development</i>.</p> <p>Olson, Scarcella, & Maruchniak (2013). Best practices in teaching writing to ELs...</p>	Complete all activities and assignments in Module 10 Work on 2nd Draft of CLP paper (See CLP rubric pg. 32-34)
Module 11 6/29-7/1	<p>Academic Listening & Thinking:</p> <p><i>How do teachers support small group/pair discussions to extend student thinking?</i></p>	<p>Read in Zwiers textbook: Chapter 6</p> <p>Read in Gibbons textbook: Chapter 7</p> <p>Supplemental readings and videos available on the course Bb Module 11.</p>	Complete all activities and assignments in Module 11 Revise CLP Draft 2 (See CLP rubric pg. 32-34)
7/2 – 7/9	HAPPY 4th of July!	4 th of July Break	NO readings or discussion board. Work on write up of final CLP PBA paper CLP rubric pg. 32-34)

Module 12 7/10/7/12	Learning Language, Learning through Language, & Learning about Language: <i>How do we differentiate instruction for diverse learners with varied language and literacy needs?</i>	Read in Gibbons textbook: Chapter 8 Read: Watts-Taffe, S. et al., (2012). Differentiated instruction: Making informed teacher decisions. <i>The Reading Teacher</i> , 66(4), 303-314.	Complete all activities and assignments in Module 12 CLP final paper due – PPT/Prezi to share This PBA must be submitted via Blackboard Assignment link AND TK20.
Module 13 7/13-7/16	Integrating Academic Language Development in Lessons & Assessments: Transformational opportunities for learning content and developing academic language & literacy practices in classrooms	Read in Zwiars Textbook: Chapter 9 Read: Kibler, A.K., Walqui, A., & Bunch, G. (2015). Transformational opportunities: Language and literacy instruction for English language learners in the Common Core era in the United States. <i>TESOL Journal</i> , 6(1), 9-35. Supplemental readings and videos available on the course Bb Module 13.	Complete all activities and assignments in Module 13 Brainstorm updates to Teaching Philosophy related to content and academic literacy.
Module 14 7/17—7/19	Spotlight on Technology: Digital tools & ELLs' academic language & literacy development	Read: Hill, A. (2014). Using interdisciplinary, project-based, multimodal activities to facilitate literacy across the content areas. <i>Journal of Adolescent & Adult Literacy</i> , 57(6), 450-460. Supplemental readings and videos available on the course Bb Module 14.	Module 14. Begin outline of updated Teaching Philosophy (See TP rubric pg. 35-37)

Module 15 7/20-7/23	Making the Most of Mentor Texts	<p>Gallagher (2014). <i>Making the most of mentor texts</i>.</p> <p>Derewianka (1990). <i>Exploring how texts work</i>.</p> <p>Supplemental readings by content area. Pick most relevant to read and reflect on.</p>	<p>Complete all activities and assignments in Module 15: Work on 1st draft of Teaching Philosophy (See TP rubric pg. 35-37)</p>
Module 16 7/24-7/30	Teaching Philosophy Focus	<p>Read supplemental articles selected specifically for your teaching (or future teaching) contexts. See online module on Bb.</p>	<p>Complete all activities and assignments in Module 16: Write 2nd Draft of Teaching Philosophy – Share your learning from course and impact on current and future teaching. (See TP rubric pg. 35-37)</p>
Final Week Module 17 7/31–8/6	Reflection on Course: Content, Disciplinary, & Academic Literacy Impact on Learning & Instruction	No reading	<p>Updated Teaching Philosophy - DUE-- This PBA must be submitted via Blackboard Assignment link AND TK20.</p> <p>Complete online course evaluation!</p> <p>Fieldwork Log & Evaluation Form DUE via TK20.</p>

Course Assignment Descriptions

Each assignment is described below. Evaluation criteria for each of the Performance-Based Assessments in this course are located at the end of the syllabus. **Faculty reserves the right to alter the schedule as necessary, with notification to students.**

Class Participation (For Online Course)

Class participation in an online asynchronous course is evidenced by thorough and thoughtful completion of **all** activities in the Weekly Modules. These activities **are opportunities for candidates to demonstrate thorough engagement with all course content (readings, videos, PowerPoints, etc.) in the semi-weekly learning modules.** While your current knowledge as an educator is important to your understandings, demonstrating the way that engagement with the course content expands your understanding as a reflective practitioner is expected and necessary for earning full participation points. That is, candidates' work within each weekly discussion board prompt (prompts will include topics from 2 modules) must reflect thorough preparation, which will be evidenced by critically analyzing, asking questions, making observations, and sharing reflections as well as by offering specific examples for incorporating learning from the course into their current or future teaching practice with culturally and linguistically diverse learners. **Class participation will be assessed via the rubric provided on Blackboard.**

Candidates are expected to complete an **initial Discussion Board posts for each (covering 2 modules or 1 calendar week) by Friday night at midnight and to respond briefly but thoughtfully to two peers' posts by Monday night at midnight.** Initial Discussion Board posts must be one or two well-developed, carefully constructed, concise paragraphs, written in professional language, that **synthesize** candidates' thinking around the prompts for the post and contain insights gained through readings, videos, or PowerPoints in the semi-weekly (twice weekly) modules. In other words, the prompts for each post are meant to spark thinking and connections to candidates' experiences and to the course content rather than to be addressed question by question. Posts will include online collaborative activities (popplets, video responses, slide presentations, etc). **Responses to peers' posts can be a few sentences to a paragraph and must be thoughtful and respectful.**

Collaborative Learning Team Task: Documenting Impact on Learning

Assessment Information:

In the TCLDEL program, the Collaborative Learning Team Task is completed during EDRD 610 Content Literacy for English Language Learners and is assessed by the course instructor. The candidate must earn a score of 3 to be successful on this assignment. If a candidate does not earn a 3 on the assignment, they must meet with the course instructor or assessor prior to resubmitting. The data from this assessment is used to both identify best practice and gaps in developing a collaborative team and/or assessing a specific impact on learning.

Standards addressed in this assessment:

InTASC Standards: 3, 4, 5, 6, 7, 8, 9 and 10

VDOE: 1, 2, 3, 4, 5, 6

CAEP Standards: CAEP 1.1, 1.3, 1.4, 1.5, 2.3

Assessment Objectives

- The candidate will collaborate with teachers in a school context.
 - The candidate will collaboratively evaluate individual learner and/or group learning progress and use these data to make instructional decisions.
 - The candidate will collaboratively develop and/or revise instructional plans and assessments with the goal of improving learning, including addressing Virginia SOLs and College-and-Career-Ready skills.
 - The candidate will teach the collaboratively designed lesson(s).
- The candidate will analyze results of formative assessment(s) embedded in the lesson and reflect upon the impact instruction had on student learning.

Rationale

Today's teachers play a teacher leadership role, with each professional (novice and veteran) facilitating not only their own but also their colleagues' professional development—all focused on the achievement of the learners they work together to educate. As a candidate, you will enter schools where collaboration with your colleagues in the service of your learners is required. Professional collaborations and teacher leadership must begin and end with joint considerations of the evidence of learning.

Webb's research on collaborative learning teams notes that team members think at a higher level and retain the knowledge longer than people who work alone. Effective collaboration in learning teams include "discussion, clarification of ideas, and evaluation of other's ideas." (Webb, 1995). Successful interpersonal communication must exist in teams. Building trust is essential. You will complete the Collaborative Learning Team Task during a field experience or internship placement to ensure that you have an active responsibility for instruction and learning. This task can be completed in conjunction with other program requirements (e.g., a teacher research project or a teacher work sample assignment).

Directions for completing this assessment task

To complete this task you will:

1. Collaborate with at least two teacher colleagues to discuss individual learner or group learning. Your goal is to determine broad learning goal(s) for the learner/learners. One of the colleagues on the collaborative team must be the mentor teacher. Collaboration with a team of teacher colleagues is recommended. (Submit documentation of collaboration).
2. To determine the broad learning goal(s), work with the collaborative team to review existing data and make responsive instructional decisions that promote learning for an individual student or a group of students. These data can include: Anecdotal records, student work samples, student portfolios, classroom formative assessments, and diagnostic and standardized testing results. Multiple sources of data should be considered. *Be sure to consider whether data results represent fair assessment of ELLs' language and literacy strengths* (for example, some diagnostic and standardized assessments designed for native English-speaking students may not reveal ELLs' language and literacy strengths. Be cautious in interpretation of these data so as not to underestimate ELLs' cognitive capabilities and language and literacy skills). (Submit documentation of collaboration).
3. Provide input to the team and collaboratively identify lesson plan(s) or revision(s) to lesson plans, instructional delivery methods, or instructional strategies affecting learning progress. (Submit documentation of collaboration)

4. Plan a lesson(s) that will promote academic achievement (*including Virginia SOLs and College and Career Ready skills*) and support progress toward specific lesson objectives and the broad learning goal(s) for an individual or a group. Obtain the team's approval of the lesson plan. (Submit the detailed lesson plan),
5. Create and embed formative assessment(s) within the lesson. Be sure that formative assessment(s) align to lesson objectives. Describe how the formative assessment results will be used to determine student progress toward lesson objectives and inform "next steps" or any changes to instruction. (Be sure formative assessment(s) are evident and highlighted in the lesson plan).
6. Teach the lesson(s). (Submit lesson plan.)
7. Analyze learner progress toward lesson objectives as well as broad learning goal(s), and summarize impact of lesson on student learning. To do this, reflect on the lesson. Think carefully about what the formative assessment(s) reveal about student learning and what needs to happen next instructionally based on these formative data. Discuss your thoughts with the learning team. Work with the learning team to outline "next steps" teachers should take in order to continue to move the individual learner/learners toward the broader learning goal(s). Consider the level of success of the implementation of the lesson plan(s). (Submit work samples, data analysis, and use of data for future instruction).
8. As you give and receive feedback to the team, reflect deeply on any personal biases that may affect decision making for the particular learner/learners. For example, did you view the learner/learners from a deficit perspective in any way? Did you ensure ample rigor in the lesson with appropriate scaffolds that permitted the learner/learners to access grade-level, standards-aligned content? Did you ensure that formative assessment(s) were culturally and linguistically fair for individual learners and interpret data from the standpoint of learner strengths? (Submit a reflection of the impact your lesson had on learning.)

Submission Directions

You will submit a brief paper that addresses each section of the assignment. Your paper will include a cover sheet, a two-paragraph narrative of each section of the assignment, and an Appendix to the paper that includes the documentation you are providing as evidence of your collaboration, instruction and assessment, and the analysis of data. **Please refer to the rubric.**

Section 1: Collaboration with Colleagues (related to individual learner or group learning)

Briefly describe how you have collaborated to complete this task. Identify the members of the collaborative team, their roles, how often you meet, etc. Documentation to include in Appendix: summary or examples of existing assessment/formative data results, meeting agenda, minutes, learner data, reflections, etc.

Section 2. Planning Instruction (based upon collaboration)

Briefly describe the context of your lesson plan (is it for an individual, small group, whole class). Include information on where the lesson fits within a larger unit, and identify the specific objectives to be met and how and why they were selected. Virginia Standards of Learning (SOLs), ASOLs, College-and-Career-Ready skills, and other content specific objectives should be included in lesson plans. Documentation to include in Appendix: evidence that you planned a lesson responsive to learner's/learners' needs as revealed by examination of multiple sources of data. Lesson objectives must be supportive of broad learning goal(s) determined by data analysis. Include the detailed lesson plan(s).

Section 3. Assessment (alignment of objectives, instruction, and assessment)

Briefly describe the formative assessment(s) embedded in the lesson plan and the way that the formative assessment(s) align with the lesson objectives. For example, all formative assessment(s) in the lesson should provide useful information about learner progress

toward lesson objectives. Clearly explain why you chose the formative assessment(s) included in your lesson. Include any modifications made to formative assessment(s) for individual learners. Documentation to include in Appendix: alignment of objectives and formative assessment(s) should be evident and highlighted in the lesson plan.

Section 4. Analysis of Assessment Results

Reflect on the formative assessment(s) and briefly describe the results of these assessments. Create a data chart that reflects results from at least one formative assessment. Analyze the results related to the impact your instruction had on learning (e.g., learner progress toward lesson objectives and broad learning goal(s)). Briefly address any bias considerations related to use of these formative data to make instructional decisions for ELL/ELLs. Clarify how you will use these data to determine future instruction (e.g., “next steps”) for learner/learners. Documentation to include in Appendix: Include a data chart and examples of the work of the learner.

Appendix

Include authentic documents/instruments developed to complete this assignment. Each should be labeled with the section number and a title.

References

Webb, N. M., Troper, J. D. & Fall, R., (Sep, 1995). Constructive activity and learning in collaborative small groups. *Journal of Educational Psychology*, Vol 87(3), 406-423. <http://dx.doi.org/10.1037/0022-0663.87.3.406>

Content Literacy Project – This is a Performance-Based Assessment (PBA)—Submit on TK20 by midnight of the due date.

Goal: Plan collaboratively with other colleagues to improve language, literacy, and content instruction for ELL/LMS and reflect upon literacy practices across the curriculum for ELL/LMS.

Tasks

Building upon your work in the Collaborative Learning Team Task, you will implement a lesson in a K-12 ESOL classroom. **For the Content Literacy Project, you must make a separate lesson plan (e.g., you are not using the same lesson plan as the Collaborative Learning Team Task assignment).** You may use your own classroom for this project, but you will be expected to confer with other stakeholders (e.g., colleagues, parents, and other resource teachers, such as reading/literacy specialists, ESL specialists, and content area teachers), in order to plan, teach, and reflect upon a lesson with clear content and language objectives.

1. Using the assessment data and preliminary teaching plan created in your collaboration, identify the specific content you wish to teach to ELLs.
2. Consider the background knowledge you may need to build to teach this lesson. Think about the prior content knowledge students will need to understand this lesson and any gaps you may need to address.
3. Consider the academic language demands of the specific content that you wish to teach and develop content and language objectives for the lesson. Ask yourself, “What do the students need to understand or be able to do with language to engage with the content in this lesson?”

4. Select at least two instructional strategies listed in class text(s) for inclusion in the lesson plan that support the content and language goals. Think about any scaffolds you may need to include allowing ELLs with developing language proficiency levels to fully participate in the lesson.
5. Plan learning activities that incorporate high levels of student-to-student interaction and require students to use academic language in authentic, contextualized ways read, write, listen, and speak about the content concept. Consider the way that ELLs' L1 may be useful in supporting language and content learning in the lesson.
6. Embed formative assessments in your lesson plan so that instruction and assessment are integrated.
7. Include a digital tool(s) in the lesson plan and note any adaptive materials that would be included. Only design activities that are tailored specifically for this semester and for this course.
8. Share the draft lesson plan with class members and receive feedback from your peers.
9. Review the feedback and make changes to your lesson plan.
10. Use the lesson in your classroom and keep anecdotal notes and/or student work samples to help you recall important information about the experience.
11. Reflect on the content literacy plan and its implications for future teaching using the evidence you have collected; tie your conclusions to the research on integrating content and language instruction with ELLs.

Writing Your Report

***Please see the rubric for a more detailed description of the report requirements**

Part A- Introduction (2 pgs)

- Describe the students in the class (e.g., age range, grade level, language proficiency levels, language backgrounds, socioeconomic backgrounds, etc.).
- Indicate and briefly describe the purpose and basic content covered in the class.
- State the factors you considered that led you to design the lesson, such as, the need to foster skill development in a certain area or the need to support understanding of a particular content area skill or concept, in order to enhance student motivation through the innovative use of specific content area literacy strategies.
- Briefly describe how you collaborated with your colleagues and what you learned from them to develop the lesson.
- Briefly describe how you collaborated with parents or other stakeholders.
- Show why the strategies you chose are precisely relevant to your students' needs.
- ***Justify your choices using the course readings.***

Part B- Analysis of Instruction (3 - 4 pgs)

1. State the student content and language learning objectives and explain why you chose them (e.g., rationale for these instructional goals).
2. Document any adaptations needed in the lesson to suit individual student needs.
3. Briefly summarize how you implemented the strategies and your use of technology.
4. Describe students' reaction/behaviors in response to your instruction. Overall, did the reaction appear to be positive, neutral, or negative? Did some students appear to respond favorably while others had a different response? Was the response to instruction based on individual student differences or group differences?

5. Did you meet your goals for instruction? How do you know? Provide examples/support.
6. Did students meet the content and language objectives? How do you know? Provide examples/support.

Justify your thinking using the course readings.

Part C-Conclusions and Reflections (3-4 pgs)

1. What did you learn about the nature of language, literacy, and content area instruction for ELLs by using the strategies?
2. What is the role of collaboration in planning and implementing content area literacy for ELLs?
3. How can ESOL teachers work to improve teaching in the content areas to foster ELLs' academic language and literacy development and increase their academic achievement inside and outside of the ESOL classroom?
4. What information do you believe is critical for content area teachers to know about academic language and literacy development to support academic achievement for ELLs?
5. What additional knowledge, training, experiences do ESOL and content area teachers need to effectively support ELLs' academic language and literacy development and acquisition of content?
6. How might literacy specialists/coaches work with ESOL teachers to improve the literacy skills of ELLs and prepare them to meet the demands of learning across the curricula? Be sure to use course readings to support your comments in this section.
7. Document how this project expanded your understanding of ways to collaborate to build partnerships with colleagues and/or students' families and why this effort is important in strengthening ELLs' academic language and literacy development and content learning.

Justify your thinking using the course readings.

Part D-References

Cite the relevant course readings and other professional theory and research on literacy, language, and/or content area instruction for ELLs to justify and support your work for this project. Be sure to use APA-6 style for your references.

Part E – Appendix

Place your lesson plan here for reference while reading the report. Please include formative assessment and scaffolding examples.

Philosophy of Teaching (Update) —This is a Performance-Based Assessment -- Submit on TK20 by midnight of the due date. Please reference the rubric.

Your paper must be 5-6 pages, double-spaced, using *Times New Roman 12-pt font* with one-inch margins. In this revised philosophy of teaching statement, you will need to blend your knowledge about SLA theories and research as well as culturally responsive teaching and reflect the way that these important concepts shape your instruction and provide a vision of your classroom with CLD learners. You will need to incorporate aspects of the history of ESL (e.g., laws and policy issues) for reflection and clarification (from knowledge in EDCI 516). You will need to incorporate understanding of multicultural education and issues of equity in the classroom as well (from knowledge in EDUC 537). Additionally, you need to describe potential steps for sharing

professional staff development strategies based on your own personal reflections and analysis of student outcomes. Lastly, you need to describe how you will develop partnerships with colleagues and students' families as well as how you can be a community resource and advocate for your students.

Collaborative Learning Team Task: Impact on Learning Rubric


Scoring Guidelines

4-Exceeds Standard: Candidates receive a score of 4 if they perform beyond the expectations of candidates at this point in their programs. There is evidence that candidates have done additional research, identified additional resources, and/or demonstrate exceptional understanding and application of the standard.



3-Meets Standard: This is the **TARGET** score. This score reflects that candidates have met the standard at the level expected at this point in their program. Candidates who receive a 3 have successfully met the standard.




2-Approaching Standard: Candidates receive this score when their understanding and effort does not meet the Target but shows basic understanding of the content being assessed.

1-Does not meet standard: Candidates who do not submit work, and/or who submit work that is clearly below the expectations for a candidate at this point in their program.

Rubric Criteria	Does Not Meet Standard 1	Approaching Standard 2	Meets Standard 3	Exceeds Standard 4
Section 1. Collaboration with Colleagues				
<p>The candidate collaborates with school professionals to <u>plan</u> and <u>facilitate learning</u> to meet diverse needs of learners.</p> <p><i>InTASC 10</i> <i>VDOE 6</i></p> <p>Diversity </p>	<p>The candidate does not provide evidence of discussion, clarification of ideas, and evaluation of other's ideas with school professionals to plan and/or jointly facilitate learning to meet diverse needs of learners.</p>	<p>The candidate provides evidence that he/she collaborates through discussion, clarification of ideas, and evaluation of other's ideas only occasionally or less than effectively with school professionals to plan and jointly facilitate learning to meet diverse needs of learners, but did not take advantage of all opportunities.</p>	<p>The candidate provides evidence that he/she collaborates through discussion, clarification of ideas, and evaluation of other's ideas of school professionals to effectively plan and jointly facilitate learning that meets the diverse needs of learners.</p>	<p>The candidate provides evidence that he/she collaborates regularly and in a highly effectively manner through discussion, clarification of ideas, and evaluation of other's ideas with a variety of school professionals to <u>plan and jointly facilitate learning to meet diverse needs of learners.</u> The candidate provides <u>evidence of advanced preparation for the collaborative meeting by researching ideas and strategies, analyzing data or demonstrating other advanced preparation in order to contribute to the discussion.</u></p>

<p>The candidate engages in professional learning, contributes to the knowledge and skill of others, and works collaboratively to advance professional practice.</p> <p><i>InTASC 10 VDOE 6</i></p>	<p>The candidate does not provide evidence of collaboration with school professionals to engage in professional learning that advances practice.</p>	<p>The candidate provides evidence that he/she only occasionally or less than effectively collaborates with school professionals to engage in professional learning that advances practice.</p>	<p>The candidate provides evidence that he/she effectively collaborates with school professionals to effectively and jointly engage in professional learning that advances practice.</p>	<p>The candidate provides evidence that he/she <u>collaborates regularly and effectively</u> with a variety of school professionals to effectively and jointly engage in professional learning that advances practice. The candidate demonstrates highly effective practice by <u>reflecting on the impact of his/her collaboration and new knowledge</u>.</p>
Section 2. Planning Instruction				
<p>Independently and in collaboration with colleagues, the candidate <u>uses data</u> (e.g., systematic observation, information about learners, research) <u>to evaluate teaching and learning to adapt planning and practice</u>.</p> <p><i>InTASC 6 VDOE 4</i></p>	<p>The candidate does not show evidence of collaboration with colleagues in the use of data to evaluate outcomes of teaching and learning or to adapt planning and practice.</p>	<p>The candidate independently or in collaboration with colleagues uses data to evaluate outcomes of teaching and learning but inaccurately or ineffectively adapts planning and practice.</p>	<p>The candidate independently and in collaboration with colleagues uses data to effectively evaluate outcomes of teaching and learning, and adapts planning and practice.</p>	<p>The candidate independently, and in collaboration with colleagues, <u>uses multiple sources of data to accurately evaluate the outcomes of teaching and learning</u>. The candidate effectively <u>adapts planning and practice for all learners</u>. The candidate includes an <u>analysis of how assessment results will be used to impact future instructional decisions</u>.</p>

<p>The candidate understands the strengths and needs of individual learners and how to <u>plan instruction that is responsive to these strengths and needs.</u></p> <p><i>InTASC 7 VDOE 2 Diversity</i></p> 	<p>The candidate exhibits a limited or no understanding of the strengths and needs of individual learners nor how to plan instruction that is responsive to strengths and needs.</p>	<p>The candidate exhibits a limited understanding of the strengths and needs of individual learners, and uses that knowledge to plan instruction that is responsive to these strengths and needs of a limited number of learners.</p>	<p>The candidate exhibits an understanding the strengths and needs of individual learners and effectively plans instruction that is responsive to these strengths and needs.</p>	<p>The candidate <u>builds upon the strengths and addresses the needs of diverse learners</u> in multiple ways. The candidate plans effective instruction that is responsive to learner strengths and needs throughout the lesson.</p>
<p>The candidate encourages <u>positive social interaction, active engagement in learning, and self- motivation.</u></p> <p><i>InTASC 3 VDOE 5</i></p> <p>College-and-Career-Ready</p> 	<p>The classroom is a teacher-centered environment. Activities and assignments are inappropriate for learners' age or background. Learners are not engaged in learning.</p>	<p>The classroom is a teacher-centered environment. Candidate attempts to accommodate learners' questions or interests. Activities and assignments are appropriate to some learners and engage them mentally, but other learners are not engaged or self-motivated.</p>	<p>The classroom is a learner-centered environment. Candidate successfully accommodates learners' questions or interests. Activities and assignments are appropriate to learners, and learners are cognitively engaged in exploring content. Learners are self-motivated.</p>	<p>Candidate seizes every opportunity to enhance learning, building on learner interests or a spontaneous event. The candidate <u>creates opportunities</u> for all learners to be <u>cognitively engaged in the activities and assignments</u> in their <u>exploration of content</u>. Learners initiate or adapt activities and projects to enhance their understanding.</p>

<p>The candidate creates learning experiences that <u>make content accessible and meaningful for learners</u> to ensure content mastery.</p> <p><i>InTASC 5 VDOE 2</i></p> <p>Technology  Diversity  College- and-Career-Ready </p>	<p>Candidate conveys a negative attitude toward the content and suggests that the content is not important or was mandated by others.</p>	<p>Candidate communicates importance of the work but with little conviction and only minimal apparent buy-in by the learners. Candidate accepts responsibility for the success of learning but displays a limited repertoire of instructional strategies.</p>	<p>Candidate conveys knowledge of the content, and learners demonstrate commitment to its value. Candidate accepts responsibility for the success of all learners through a repertoire of instructional strategies.</p>	<p>Candidate conveys <u>extensive knowledge of the content</u>, and demonstrate their initiative through the <u>application of pedagogical content knowledge</u> in planning and instruction.</p>
<p>The candidate uses a variety of instructional strategies to encourage learners to develop an <u>understanding of the content and to apply knowledge in meaningful ways.</u></p> <p><i>InTASC 5 VDOE 2</i></p>	<p>The instructional strategies used by the candidate do not encourage an understanding of content.</p>	<p>The candidate uses limited instructional strategies to encourage learners to develop an understanding of the content and to apply that knowledge in meaningful ways.</p>	<p>The candidate uses a variety of instructional strategies that encourage learners to develop an understanding of the content and to apply that knowledge in meaningful ways.</p>	<p>The candidate uses pedagogical content knowledge to <u>implement a variety of instructional strategies that encourage all learners</u> to develop both an <u>understanding of the content</u> and <u>apply knowledge that in authentic ways.</u></p>

Section 3. Assessment				
<p>The candidate articulates how <u>assessment strategies</u> will be used to <u>effectively assess impact on learning</u>. <i>InTASC 8</i> <i>VDOE 3</i></p>	<p>The candidate provides limited evidence of understanding assessment strategies; no connection to objectives and assessment procedures.</p>	<p>The candidate provides evidence of assessment strategies; minimal connection to objectives and procedures.</p>	<p>The candidate provides specific evidence of assessment strategies (formative and/or summative). There is evidence of alignment between the assessment and the states learning objectives and procedures)</p>	<p>The candidate provides detailed, best practice strategies to <u>formative and summative assessment</u>; assessments clearly and effectively <u>assess the objectives</u>. There is <u>evidence</u> of a strong <u>alignment</u> between the <u>assessment</u> and the states learning <u>objectives</u> and all <u>instructional procedures</u>.</p>
<p>The candidate <u>designs assessments that align with standards and learning objectives</u> with uses assessment methods to <u>minimize</u> sources of <u>bias</u> that can distort assessment results. <i>InTASC 8</i> <i>VDOE 3</i></p>	<p>The candidate provides no evidence that he/she designs assessments that match learning objectives with assessment methods or minimizes sources of bias that can distort assessment results.</p>	<p>The candidate provides little evidence that he/she designs assessments that match learning objectives with assessment methods and minimizes sources of bias that can distort assessment results.</p>	<p>The candidate provides evidence that he/she designs effective assessments that closely match learning objectives with assessment methods and minimizes sources of bias that can distort assessment results.</p>	<p>The candidate provides multiple pieces of evidence that he/she <u>designs effective assessments that align learning objectives with a variety of assessment methods</u> and actively works to <u>eliminate sources of bias</u> that can distort assessment results.</p>

Section 4. Analysis of Assessment Results				
<p>The candidate <u>analyzes test data to identify the impact of instruction on learning.</u></p> <p><i>InTASC 8</i> <i>VDOE 3</i></p>	The candidate does not provide evidence of use of assessment data to understand the impact of instruction on learning.	The candidate provides minimal evidence of use of assessment data to understand the impact of instruction on learning.	The candidate correctly uses assessment data to examine the impact of instruction on learning.	The candidate examines and <u>analyzes multiple sources of data</u> to understand the <u>impact of instruction on learning for every learner</u> . The candidate uses this analysis to determine <u>next steps</u> for the learner.
<p>The candidate <u>reflects upon assessment results to plan additional relevant learning experiences.</u></p> <p><i>InTASC 9</i> <i>VDOE 6</i></p>	The candidate describes rather than provides specific examples of additional learning experiences relevant learning experiences.	The candidate describes rather than reflects on personal biases and accesses some resources to create additional relevant learning experiences.	The candidate reflects on some personal biases and accesses a range of resources to create additional relevant learning experiences.	The candidate provides evidence a broad range of <u>resources to create additional relevant learning experiences.</u>
Appendix				
<p>Appendix includes <u>authentic and appropriate documentation of collaboration, planning, instruction, assessment, and data analysis.</u></p> <p><i>InTASC 9</i> <i>VDOE 6</i></p>	Appendix is missing.	Appendix includes minimal or inappropriate documentation of collaboration, planning, instruction, assessment, and/or data analysis.	Appendix includes authentic and appropriate documentation of collaboration, planning, instruction, assessment, and data analysis.	Appendix includes a thorough and appropriate <u>authentic and appropriate documentation of collaboration, planning, instruction, assessment, and data analysis.</u>

EDRD 610: Content Literacy Project Rubric

	Category	TESOL Standard	Score			
			1	2	3	4
			Does Not Meet Standard	Approaches Standard	Meets Standard	Exceeds Standard
1	Understand and <u>apply cultural values and beliefs in the context of teaching and learning to develop appropriate unit lesson plan</u>	2	Candidates may note that cultural values have an effect on ELL learning but not address this effect in content lesson plan.	Candidates plan instruction that reflects their knowledge of students' culture and how it impacts student learning.	Candidates design a unit lesson plan that allows students to make cultural connections to meet learning objectives with some inaccuracies or missed opportunities.	Candidates <u>design a unit lesson plan</u> that allows students to apply and share <u>relevant cultural perspectives appropriately to meet learning objectives.</u> Part A - Intro
2	Engage in <u>collaboration with parents, content-area teachers, resource teachers, and other colleagues to design lesson plan</u>	5b	Candidates may note the value of collaboration but not demonstrate meaningful engagement.	Candidates collaborate with few stakeholders to design lesson plans that integrate language and content area learning.	Candidates provide some evidence of collaboration for planning and teaching that supports content-area and language skills in the lesson plan.	Candidates provide <u>clear evidence of collaboration at various levels for planning and teaching that effectively supports content-area and language skills</u> instruction throughout the lesson plan. Part A
3	Demonstrate <u>knowledge of current language teaching methods</u> and the field of ESL to design effective ELL instruction	5a	Candidates are familiar with well-established teaching methodologies but provide no references to field of ESL	Candidates use limited knowledge of the field of ESL to provide instruction but make few references to assigned and/or optional readings.	Candidates use their knowledge of the field of ESL, including referencing assigned readings and best teaching practices, to make instructional and assessment decisions and design instruction for students	Candidates use their knowledge of the field of ESL, including referencing assigned and optional readings and best teaching practices, to make appropriate instructional and assessment decisions and design effective instruction for students Across Entire Paper

4	Plan standards based ESL and <u>content instruction that creates a supportive and accepting classroom environment</u>	3a	Candidates are aware of standards-based ESL and content instruction but do not address learning needs individually within the unit	Candidates plan and implement standards-based ESL and content instruction that uses some instructional models appropriate to individual student needs but does not allow for student collaboration	Candidates design standards-based ESL and content instruction that is occasionally student-centered and allows students to work collaboratively to meet learning objectives	Candidates <u>effectively design standards-based ESL and content instruction</u> that is consistently <u>student-centered</u> and requires students to <u>work collaboratively</u> to meet learning objectives Part A
5	Provide for instruction that <u>embeds assessment, includes scaffolding, and provides re-teaching</u> when necessary for student to successfully <u>meet learning objectives</u>	3a	Candidates note the importance of assessments to measure students' degree of mastery of learning objectives but do not use them to monitor instruction	Candidates plan lessons that link prior knowledge to learning objectives but use few or inappropriate assessments to monitor students' progress toward those objectives	Candidates plan lessons that integrate instruction and assessment, include scaffolding, and provide re-teaching where necessary to help students meet learning objectives.	Candidates <u>plan lessons that integrate instruction and assessment scaffolded</u> appropriately to students' language proficiency levels, and provide re-teaching where necessary to help students meet learning objectives. Part B
6	Provide a <u>variety of activities and materials</u> that integrate listening, <u>speaking, writing, and reading</u> and develop <u>authentic uses of language</u> as students learn <u>academic vocabulary</u> and <u>content area material</u>	3b	Candidates note that integrated learning activities build meaning through practice and the need for authentic uses of academic language in content-area learning but do not incorporate these into the lesson plan.	Candidates provide few learning activities integrating language and content, or design activities that focus on either language or content, and miss opportunities to develop authentic and academic language.	Candidates design activities that integrate some language skills and content areas and develop authentic uses of academic language but may miss some opportunities to develop authentic or academic language.	Candidates <u>design a variety of activities that consistently and effectively integrate language skills and content areas through authentic uses of academic language as students' access content-area learning material.</u> Part B
7	Select <u>materials and other resources</u> , including <u>technological resources</u> , that are <u>appropriate to students' developing language and content-area abilities</u> , including appropriate use of L1	3c	Candidates note differences between content-area materials for ELLs and those for native speakers and ways that technology can enhance language learning but do not use appropriate materials in lesson.	Candidates select few materials and resources or use them ineffectively to adapt instruction.	Candidates select some materials and resources, including technological resources, that integrate ESL and content areas, but some may not be appropriate to students' language proficiency levels.	Candidates develop and select a <u>variety of materials and resources</u> , including technological resources that <u>effectively integrate ESL and content areas</u> and are appropriate to students' <u>language proficiency levels and uses of L1.</u> Part B

8	Clearly and professionally <u>communicate detailed self-reflection and analysis</u> of the unit lesson <u>planning process</u>		Candidate did not provide description and critical reflection of unit lesson planning process and made no connections to overall teaching practice. Numerous major errors in writing obscure professional communication	Candidate provides minimal self-reflection with more description than critical analysis and provides few connections between unit lesson planning and overall teaching. Some major errors in writing limit professional communication	Candidate provides self-reflection with some description and analysis, makes some connections to teaching practice, and shares this knowledge with larger community of colleagues to enhance teaching and learning in a broader context. Minor errors in writing allow professional communication	Candidate provides well-written and detailed <u>self-reflection and critical analysis</u> , makes extensive <u>connections to overall teaching practice</u> , and <u>shares this knowledge</u> with larger community of colleagues to <u>enhance teaching and learning in a broader context</u> . Few language errors promote professional communication Part C
---	--	--	---	---	---	---

EDCI 516 & EDRD 610 Philosophy of Teaching Rubric

Performance Indicator	Does not Meet the Standard 1	Approaches Standard 2	Meets Standard 3	Exceeds Standard 4
Understand and apply knowledge about teacher's <u>cultural values and beliefs</u> and their <u>effect on teaching and learning</u> to the philosophy of teaching ACTFL 4.1 TESOL 2	Candidate does not address how cultural values have an effect on language learning in the philosophy of teaching	Candidate creates a philosophy that takes into consideration a variety of concepts of culture but does not connect these concepts to specific teaching practices or how to address cultural bias in teaching	Candidate creates a philosophy that takes into consideration a variety of concepts of culture and provides ways to address bias and infuse cross-cultural appreciation in teaching practice	Candidate <u>consistently</u> uses <u>cultural knowledge throughout the philosophy of teaching</u> to address his/her own biases and <u>creates a plan of action</u> to remove any and all bias in teaching practice and support <u>cross-cultural appreciation in their classroom</u>
<u>Dispositions</u> for create a <u>supportive, accepting classroom environment</u> to <u>adapt instruction to address student needs</u> in multiple ways ACTFL 3a TESOL 3b	Candidate creates a philosophy of teaching that does not address the needs of diverse learners or provide ideas for adapting instruction	Candidate creates a philosophy of teaching that contains some activities for adapting instruction based on student needs but which do not provide significant support for linguistically and culturally diverse learners	Candidate creates a philosophy that demonstrates an understanding of a supportive classroom environment by providing specific strategies to adapt instruction to address needs of linguistically and culturally diverse learners	Candidate creates a philosophy of teaching that is <u>student-centered</u> and <u>incorporates several specific ideas to address the needs of linguistically and culturally diverse students</u>
Understand and <u>apply concepts of language acquisition and theory</u> and the <u>interrelationship between language and culture</u> ACTFL 3a TESOL 1b	Candidate does not include an understanding of language acquisition or includes incorrect understanding of language acquisition in the philosophy of teaching. There is no evidence of awareness between language and culture.	Candidates demonstrate an understanding of how language acquisition occurs at various developmental levels, but provides limited strategies or activities demonstrated a limited knowledge of language acquisition theories	Candidates demonstrate an understanding of how language acquisition occurs at various developmental levels. Candidate provide a variety of techniques and activities in the philosophy of teaching that reflect his/her knowledge of culture and language acquisition.	Candidates demonstrate an <u>understanding of how language acquisition occurs at various developmental levels</u> within and outside of the formal classroom setting. The philosophy of teaching has a <u>wide variety of strategies to meet the linguistic needs of students</u> and demonstrates <u>originality in planning</u> and creation of instruction that <u>reflect language acquisition theories</u>

Performance Indicator	Does not Meet the Standard 1	Approaches Standard 2	Meets Standard 3	Exceeds Standard 4
Clearly <u>establish professional goals</u> that will help the candidate create supportive learning environments for Language Learners TESOL 5b ACTFL 6a	Candidate does not clearly articulate professional goals or goals do provide ways to create a successful and supportive learning environment	Candidate creates vague or unmeasurable professional goals that are based on personal interest and clear self-reflection; goals may or may not create positive outcomes for language learners	Candidate creates several well-articulated and measurable professional goals that are based on personal interest and clear self-reflection; goals are tailored to create positive outcomes for language learners	Candidate creates <u>several professional goals and include a series of professional development options that will create cycle of continuous of professional development; goals are clearly informed by instructional reflections and analysis and tied directly with student outcomes</u>
Demonstrate <u>knowledge of language teaching methods in their historical contexts and the evolution of laws, policies and practices in their profession.</u> ACTFL 6b TESOL 5a	Describes few or inappropriate theories, teaching methods and history of second language teaching with many inaccuracies and does not clearly apply these to making informed instructional decisions.	Describes some theories, teaching methods and history of language teaching with some inaccuracies and incompletely applies these to making informed instructional decisions.	Describes theories, teaching methods and history of language teaching including applicable laws, policies, and guidelines related to their area of study and describes how this applies to making informed instructional decisions.	Accurately and thoroughly <u>describes theories, teaching methods and history of language teaching including applicable laws, policies, and guidelines related to their area of study</u> and thoroughly describes how this applies to making <u>informed instructional decisions that are effective for all language learners.</u>

Performance Indicator	Does not Meet the Standard 1	Approaches Standard 2	Meets Standard 3	Exceeds Standard 4
<p>Understand the responsibilities inherent in being a <u>professional language educator</u>, and demonstrate the <u>ability to build partnerships with colleagues and students' families, serve as community resources, and advocate for ELLs</u></p> <p>ACTFL 6b</p> <p>TESOL 5b</p>	Describes few and unrealistic ways s/he will collaborate with colleagues. Does not provide appropriate techniques and dispositions to work with language learners effectively. .	Describes how s/he will collaborate with colleagues in to find appropriate techniques and dispositions to work with language learners effectively.	Describes how s/he will collaborate with colleagues, families, and students and describes appropriate techniques and dispositions to work with language learners effectively.	Candidates clearly understand and explain the <u>opportunities and responsibilities inherent in being a professional language educator and are committed to equitable and ethical interactions with all stakeholders</u> . Describes self as professional resource in schools by identifying <u>a variety of appropriate techniques and dispositions required to work effectively with language learners, collaborate with colleagues, and serve as an advocate for students and their families.</u>

Professional Dispositions

See <https://cehd.gmu.edu/students/policies-procedures/undergraduate#profdisp>

GMU Policies and Resources for Students

Policies

- Students must adhere to the guidelines of the Mason Honor Code (see <https://catalog.gmu.edu/policies/honor-code-system/>).
- Students must follow the university policy for Responsible Use of Computing (see <http://universitypolicy.gmu.edu/policies/responsible-use-of-computing/>).
- Students are responsible for the content of university communications sent to their Mason email account and are required to activate their account and check it regularly. All communication from the university, college, school, and program will be sent to students **solely** through their Mason email account.
- Students with disabilities who seek accommodations in a course must be registered with George Mason University Disability Services. Approved accommodations will begin at the time the written letter from Disability Services is received by the instructor (see <http://ods.gmu.edu/>).
- Students must silence all sound emitting devices during class unless otherwise authorized by the instructor.

Campus Resources

- Support for submission of assignments to Tk20 should be directed to tk20help@gmu.edu or <https://cehd.gmu.edu/aero/tk20>. Questions or concerns regarding use of Blackboard should be directed to <http://coursessupport.gmu.edu/>.

- For information on student support resources on campus, see <https://ctfe.gmu.edu/teaching/student-support-resources-on-campus>

For additional information on the College of Education and Human Development, please visit our website <https://cehd.gmu.edu/students/> .