

George Mason University
College of Education and Human Development
Secondary Education Program

EDCI 667 001: Advanced Methods of Teaching History/Social Studies – Secondary
3 Credits, Spring 2018
Mondays, 4:30 – 7:10 p.m., Robinson Hall A412, Fairfax Campus

College of
EDUCATION & HUMAN DEVELOPMENT




Professor:

Name: Linda Mann, Ph.D & Rory Dippold, Ph.D.

Office Hours: By appointment only, in person or online

E-mail: lmann4@masonlive.gmu.edu;
rdippold@masonlive.gmu.edu



Prerequisite(s): EDUC 522 and EDCI 567 and 15 hours school-based field experience required. Coreq: EDRD 619

Course Description: Emphasizes interdisciplinary curriculum and instruction, implementing national state standards, authentic assessment, and adaptations for diverse populations.

Course Overview: This course provides pre-service teachers with a comprehensive overview of effective approaches to planning, implementing, managing, and assessing successful social studies learning

Promoting Learning & Development Across the Lifespan

experiences for students. Emphasis will be placed on exploring the relationship between educational theory and the development of practical teaching techniques for everyday use in the secondary social studies classroom. This is the second semester of a yearlong methods course. This semester we will examine the following areas of social studies education through the lens of historical content: standards & accountability, curriculum/unit/lesson planning, engaging approaches for teaching social studies, assessment in the social studies, and multiculturalism.

Two main strands drive the course's curriculum. First is an exploration of what history/social studies is and why it is important to teach. This forms the basis and rationale for everything you do in the classroom. The second strand examines how students learn and come to understand history/social studies so that you can develop effective lesson plans in your classrooms.

Our essential questions and learning goals will frame and guide this class. You will have a chance to uncover, examine and revise your rationale for teaching this subject matter while reading and discussing varying perspectives on the nature of history/social studies and its value.

Course Delivery: Lecture

Learner Objectives and Professional Standards

Students will understand:

- That effective social studies teaching requires knowing your subject matter and understanding how to connect your content to students; knowing different teaching and assessment approaches; knowing the school culture and understanding how to make space for yourself in that culture; knowing students, engaging students in critical and higher-order thinking, teaching students "life-long learner" skills, and presenting students

with multiple perspectives. (ethical leadership, collaboration, content – NCSS – I, II, III, VI, VII, VIII, IX, X)

- That learning to teach is a complex process involving continuous reflection.

Students will know:

- Content related to standards & accountability, engaging teaching approaches, assessment in the social studies, epistemology of and approaches to teaching history, and the theories behind multiculturalism. (innovation, NCSS I, II, IX)

Students will be able to:

- Engage in critical, reflective discussions of research and practitioner readings. (research based practice)
- Develop lesson and unit plans, develop assessment tools, reflect on teaching practice and focus on practical investigation and modeling of student-centered and activity-based methods designed to meet the individual needs of a diverse student population. (ethical leadership, research based practice, innovation, collaboration, NCSS I, IV)

There are no texts to purchase for this course. You are, however, required to purchase Goreact

Articles and Text Excerpts: Posted on Blackboard

Abernathy, T.V. (2001). Student ownership of service-learning project: Including ourselves in our community. *Intervention in School and Clinic*, 37(2), 86-95.
doi: 10.1177/105345120103700203

Banks, J. (1994). Transforming the mainstream curriculum. *Educational Leadership*, 51 (8), 4-8.

Banks, J. (2002). Goals and Misconceptions. *An introduction to multicultural education*. 3rd Edition. Boston: Allyn & Bacon.

Barton, K. & Levstik, L. (2004). *Teaching history for the common good*. Lawrence Erlbaum Publishers: Mahwah, NJ.

Beyer, B.K. (1980). Using writing to learn in history. *The History Teacher*, 13(2), 167-178.

Beyer, B.K. & Brostoff, A. (1979). The time it takes: Managing/evaluating writing and social Studies. *Social Education*, March, 194-197.

Brophy, J. (1999). Teaching. Educational Practices series UNESCO with the International Academy of Education and the International Bureau of Education.

Calder, L. (2006). Uncoverage: Toward a signature of pedagogy for the history survey. *The Journal of American History*, March, 1358-1370.

College, career, & civic life: C3 framework for social studies state standards (2013). The

national council for social studies, Bethesda: MD.

<https://www.socialstudies.org/sites/default/files/c3/C3-Framework-for-Social-Studies.pdf>

- Delpit, L. (1995). Education in a multicultural society: Our future's greatest challenge. In L. Delpit's *Other People's Children: Cultural Conflict in the Classroom*. (pp. 168-183). New York: The New Press.
- Doty, J.K., Cameron, G.N. & Barton, M. (2003). *Teaching Reading in Social Studies*. McRel Press: Aurora, CO.
- Fournier-Sylvester, N. (2013). Daring to Debate: Strategies for teaching controversial issues in the classroom. *College Quarterly*, 16(3), 1.
- Gay, G. (2001). Effective multicultural teaching practices. In C.F. Diaz (Ed). *Multicultural Education for the 21st Century*, (pp. 23-41) New York: Longman Publishers.
- Gehlbach, H. (2011). Making social studies social: Engaging students through different forms of social perspective taking. *Theory into Practice*, 50(4), 300-310.
doi:10.1080/00405841.2011.607394
- Gilbert, L. (2014). Don't be uneasy, my children: finding strength in stories of the enslaved. *Social Studies and Young Learner*, 27(2), 18-21.
- Goldberg, T., Schwartz, B., & Porat, D. (2011). 'Could they do it differently?': Narrative and argumentative changes in students' writing following discussion of 'hot' historical issues. *Cognition and Instruction*, 29, 185-217. doi:10.1080/07370008.2011.556832
- Gonsalves, S. (2011). Connecting curriculum with community. *Education Digest*, 76(6), 56-59.
- Gritzner, C. F. (2003). Why geography?. *Journal Of Geography*, 102(2), 90-91.
- Hess, D. E. (2005). How do teachers' political influence teaching about controversial issues? *Social Education* 69(1) 47-48.
- Journell, W. (2011). Teachers' controversial issue decisions related to race, gender, and religion during the 2008 presidential election. *Theory & Research in Social Education*, 39(3) 348-392.
- Kello, K. (2016) Sensitive and controversial issues in the classroom: teaching history in a divided society, *Teachers and Teaching*, 22(1) 35-53. DOI: 10.1080/13540602.2015.1023027
- Kohn, A. (2011). Ten obvious truths that we shouldn't be ignoring. *Education Digest*, September (p. 11-16).
- Lennon, S. (2017). Questioning for controversial and critical thinking dialogues in the social studies classroom. *Issues in Teacher Education*, 26(1), 3-16.
- Marzano, R.J. & Brown, J.L. (2009). Establishing and communicating learning goals. In A handbook for the art and science of teaching, 85 -115. Alexandria, VA: ASCD.

- Narvaez, D., & Lapsley, D. K. (2008). Teaching moral character: two alternatives for teacher education. *Teacher Educator*, 43(2), 156-172. doi:10.1080/08878730701838983
- Palumbo, A., & Sanacore, J. (2007). Classroom management: Help for the beginning secondary school teacher. *Clearing House*, 81(2), 67-70.
- Parker, W.C. (2006). Public discourses in schools: purposes, problems, possibilities. *Educational Researcher*, 35:8.
- Pedota, P. (2007). Strategies for effective classroom management in the secondary setting. *Clearing House*, 80(4), 163-168.
- Percoco, J.A. (2001). *Divided we stand: Teaching about conflict in U.S. history*. Portsmouth: Heinemann.
- Philpott, S., Clabough, J., McConkey, L., Turner, T.L. (2011). Controversial issues: To teach or not to teach? That is the question! *The Georgia Social Studies Journal* 1(1) 32-44.
- Porat, D. A. (2004a.). From the scandal to the Holocaust in Israeli education. *Journal of Contemporary History*, 39, 619–636.
- Porat, D. A. (2004b.). It's not written here, but this is what happened: Students' cultural comprehension of textbook narratives on the Israeli-Arab conflict. *American Educational Research Journal*, 41, 963–996.
- Porat, D. A. (2006). Who fired first? Students' construction of meaning from one textbook account of the Israeli–Arab conflict. *Curriculum Inquiry*, 36, 251–271
- Risinger, C.F. (1987). Improving writing skills through social studies. Bloomington IN: ERIC Clearinghouse for Social Studies/Social Science Education.
- Schoenbach, T., et al. (1999). *Reading for understanding: A guide to improving reading in the Middle and high school classrooms*. San Francisco: Jossey-Bass Publishers.
- Segall, A. (2003). Maps as stories about the world. *Social Studies and the Young Learner*, 16(1), 21-25.
- Silverman, F. (2003). Hot button handling. *District Administration*, 24-27.
- Skiba, R., Ormiston, H., Martinez, S., & Cummings, J. (2016). Teaching the social curriculum: Classroom management as behavioral instruction. *Theory Into Practice*, 55(2), 120-128. doi: 10.1080/00405841.2016.1148990
- Travis, J. E. (1996). Meaningful assessment. *The Clearing House*, 69(1), 308-312.
- Torrez, C.A. & Claunch-Lebsack, E.A. (2014). The present absence: Assessment in social studies classrooms. *Action in Teacher Education*, 36(5-6), 559-570. doi:10.1080/01626620.2014.977756

Wade, R. Quality Community Service Learning Projects: Getting Started

Westheimer, J. & Kahne, J. (2004, Summer). What kind of citizen? The politics of educating for democracy. *American Educational Research Journal*, 41(2), 237-269.

Wiggins, G. & McTighe, J. (1998). *Understanding by Design*. Alexandria, VA: Association for Supervision and Curriculum Development.

Wineburg, S., Smith, M., & Breakstone, J. (2012). New directions in assessment: Using Library of Congress sources to assess historical understanding. *Social Education* 76(6), 290–293.

Youniss, J. & Yates, M. (1997). *Community Service and Social Responsibility in Youth*. Chicago: University of Chicago Press

Zevin, J. (2011). *Social studies for the twenty-first century: Methods and materials for teaching in middle and secondary schools*. Routledge: New York.

TK20 Performance-Based Assessment submission Requirement

Students are expected to submit all assignments on time in the manner outlined by the instructor.

- The TK20 performance-based assessments for this course include: **Unit Plan (NCSS 1 and 5), Critical Incident Analysis Assessment and Individualized Teaching and Assessment Plan**. Submit to Tk20 through **Assessments** in Blackboard (regardless of whether a course is an elective, a one-time course or part of an undergraduate minor). Failure to submit the assessments to Tk20 (through Blackboard) will result in the course instructor reporting the course grade as Incomplete (IN). Unless this grade is changed upon completion of the required Tk20 submission, the IN will convert to an F nine weeks into the following semester.

Assignment	Value	*Date Due
Class Participation/Attendance Dispositions Assessment https://www.surveymonkey.com/r/S33HYQH	10%	Ongoing
Web Quest Activity (NCSS 8 and 9)	10%	February 5th
Partner Museum/Memorial/ Historic Site Lesson Plan and Presentation	10%	April 9th
Individualized Instruction and Assessment Plan Task	20%	April 16th
Critical Incident Analysis Assessment	20%	April 30th

Unit Plan NCSS 1 and 5	30%	May 7th
------------------------	-----	---------

**Other Requirements:
Grading Scale:**

Letter Grade	Scale
A	94-100
A-	90-93
B+	87-89
B	83-86
B-	80-82
Below 80	unsatisfactory

***Assignments will be penalized one full letter grade for each day they are late and will not be accepted more than three days after the due date without prior instructor permission.**

All written work is evaluated for clarity of expression, content, and mechanics of correct English. Assignments must be typed, double spaced, Times New Roman, printed in 12-point font, with 1-inch margins on standard (8 ½ X 11) white paper.

Professional Dispositions

Students are expected to exhibit professional behavior and dispositions at all times and follow the guidelines of the University Honor Code (<http://oai.gmu.edu/the-mason-honor-code-2/>).

The Virginia Department of Education promotes maintaining standards of professional competence and requires applicants for licensure to possess good moral character. Students must meet SGE grading standards and course requirements as well as *demonstrate professional performance* in the areas required of professional educators: communication, collaboration, and professionalism. Therefore, the Graduate School of Education expects its students to develop and exhibit the following:

Commitment to the Profession

- Promoting exemplary practice
- Excellence in teaching and learning
- Advancing the profession
- Engagement in partnerships

Commitment to Honoring Professional Ethical Standards

- Fairness
- Honesty
- Integrity
- Trustworthiness
- Confidentiality
- Respect for colleagues and students

Commitment to Key Elements of Professional Practice

Belief that all individuals have the potential for growth and learning
Persistence in helping individuals succeed
High standards
Safe and supportive learning environments
Systematic planning
Intrinsic motivation
Reciprocal, active learning
Continuous, integrated assessment
Critical thinking
Thoughtful, responsive listening
Active, supportive interactions
Technology-supported learning
Research-based practices
Respect for diverse talents, abilities and perspectives
Authentic and relevant learning

Commitment to Being a Member of a Learning Community

Professional dialogue
Self-improvement
Collective improvement
Reflective practice
Responsibility
Flexibility
Collaboration
Continuous, lifelong learning

Commitment to Democratic Values and Social Justice

Understanding systemic issues that prevent full participation
Awareness of practices that sustain unequal treatment or unequal voice
Respects the opinion and dignity of others
Appreciates and integrates multiple perspectives

Please note that:

- “Plagiarism encompasses the following:
 1. Presenting as one's own the words, the work, or the opinions of someone else without proper acknowledgment.
 2. Borrowing the sequence of ideas, the arrangement of material, or the pattern of thought of someone else without proper acknowledgment.”
(from Mason Honor Code online
at <http://mason.gmu.edu/~montecin/plagiarism.htm>)
- Paraphrasing involves taking someone else’s ideas and putting them in your own words. When you paraphrase, you need to cite the source using APA format.
- When material is copied word for word from a source, it is a direct quotation. You must use quotation marks (or block indent the text) and cite the source.
- Electronic tools (e.g., SafeAssign) may be used to detect plagiarism if necessary.
- Plagiarism and other forms of academic misconduct are treated seriously and may result in disciplinary actions.

TENTATIVE COURSE SCHEDULE:

**This schedule may be changed at the discretion of the professor as the semester progresses.*

TENTATIVE COURSE SCHEDULE:

**This schedule may be changed at the discretion of the professor as the semester progresses.*

Date	Topic	Readings/Assignments Due
January 22 nd	<p>Introduction</p> <p>Overview of Syllabus, Course and Assignments</p> <p>The WebQuest</p> <p>What is the C3 framework?</p>	<p>Read at least one WebQuest exemplar on Blackboard and be prepared to discuss in class.</p> <p>Readings for today:</p> <p>1) C3 Framework (pages 5 - 21)</p>
January 29 th	<p>Understanding by Design</p> <p>Planning for Instruction: Backwards Design</p>	<p>Mandatory Clinical Orientation 4:30-5:15, Location TBA</p> <p>Readings for today:</p> <ol style="list-style-type: none"> 1) Brophy, Teaching (p. 8 - 18) 2) Wiggins, Backward Design 3) McTighe, Seif & Wiggins, 2004 <p>Explore different grade levels. Look through the materials available for history and social studies at the VA Dept. of Ed Website (VSOLs): http://www.doe.virginia.gov/testing/sol/standards_docs/history_socialscience/index.shtml</p> <p>Look through the NCSS Standards http://www.socialstudies.org/standards/execsummary</p>
February 5th	<p>Approaches to Teaching in a Social Studies Classroom & Examining Unit Planners</p>	<p>Readings /Assignments for today:</p> <p>Web Quest due – uploaded to Blackboard/Assignments and class presentation</p> <ol style="list-style-type: none"> 1) Select a MS/HS course and unit to complete your unit planner & review specific SOLs 2) Calder, Uncoverage 3) Zevin (2015), pgs. 39 - 92
February 12th	<p>21st practices in a history class (Inquiry-based instruction & C3 Framework)</p>	<p>Readings for today:</p> <ol style="list-style-type: none"> 1) King, Authentic intellectual work

		2) Zevin (2015), pgs. 137 - 162
February 19 th	Assessments in Social Studies / History	Readings /Assignments for today: 1) Wineburg, Smith & Breakstone, New Directions in Assessments 2) Marzano & Brown (2009). Designing and using formative assessments.
March 5th	Teaching Controversial and Sensitive Topics	Readings/Assignments for today: 1) Barton, K., & McCully, A. (2007). Teaching controversial issues ... where controversial issues 2) Goldberg, T., Schwartz, B., & Porat, D. (2011). 'Could they do it differently?': 3) Journell, W. (2011). Teachers' controversial issue decisions related to race, gender, and religion 4) Philpott, S., Clabough, J., McConkey, L., Turner, T.L. (2011). Controversial issues: To teach or not to teach? 5) Hess, D. E. (2005). How do teachers' political influence teaching about controversial issues?
March 12th	No Class	Spring Break
March 19th	Teaching with Primary Sources	Readings: (1) Gilbert, L. (2014). Don't be uneasy, my children: DBQs 101 Navigating the Library of Congress <i>The Family</i> by Samuel Bak <i>Spielberg's Holocaust: Critical Perspectives on Schindler's List.</i>
March 26th	Museums, Memorials, and Historic Sites	(1) Select reading from Marcus, A.S., Stoddard, J.D., Woodward, W.W. (2012). Teaching history with museums. ● Determine class visit to Holocaust ● In-class work on Partner Museum/Memorial/ Historic Site
April 2nd	Virtual Meeting	Work on your unit planner

April 9th	<p>Multicultural Education</p> <p>What is multicultural education and how do I establish it in my curriculum?</p>	<p>Partner Museum/Memorial/ Historic Site Lesson Plan due - uploaded to Blackboard/Assignments and class presentation recorded and uploaded to Goreact</p> <p>Readings for today:</p> <ol style="list-style-type: none"> 1) Delpit, Education in a Multicultural Society: Our Future's Greatest Challenge 2) Banks, Transforming the Mainstream Curriculum
April 16th	<p>Reading and Writing in Social Studies</p> <p>What is the role of Social Studies in developing reading and writing skills?</p> <p>What pedagogical strategies best support reading and writing in social studies?</p> <p>How can I infuse reading and writing into my teaching?</p>	<p>Individualized Instruction and Assessment Plan Task due – uploaded to Blackboard/Assessments and be prepared to share in class</p> <p>Reading for today:</p> <ol style="list-style-type: none"> 1) Beyer, Using Writing to Learn in History 2) Risinger, Improving Writing Skills Through Social Studies 3) Kohn, How to create nonreaders
April 23rd		Work on Clinical Experience Project/Video Reflection Task and Unit Plan
April 30th	<p>Classroom Management</p> <p>How do I set a tone of good behavior so learning can take place?</p> <p>Politics of Education – Relationships with Parents and Administrators</p>	<p>Critical Incident Analysis Assessment – uploaded to Blackboard/Assessments and uploaded to Goreact</p> <p>Readings for Today:</p> <ol style="list-style-type: none"> 1) Palumbo and Sanacore, Classroom Management 2) Pedota, Strategies for Effective Classroom Management 3) Skiba, et al., Teaching the Social Curriculum
May 7th	Unit Plan	Methods II clinical debrief

Core Values Commitment

The College of Education and Human Development is committed to collaboration, ethical leadership, innovation, research-based practice, and social justice. Students are expected to adhere to these principles: <http://cehd.gmu.edu/values/>.

GMU Policies and Resources for Students

Policies

- Students must adhere to the guidelines of the Mason Honor Code (see <http://oai.gmu.edu/the-mason-honor-code/>).
- Students must follow the university policy for Responsible Use of Computing (see <http://universitypolicy.gmu.edu/policies/responsible-use-of-computing/>).
- Students are responsible for the content of university communications sent to their Mason email account and are required to activate their account and check it regularly. All communication from the university, college, school, and program will be sent to students **solely** through their Mason email account.
- Students with disabilities who seek accommodations in a course must be registered with George Mason University Disability Services. Approved accommodations will begin at the time the written letter from Disability Services is received by the instructor (see <http://ods.gmu.edu/>).
- Students must follow the university policy stating that all sound emitting devices shall be silenced during class unless otherwise authorized by the instructor.

Campus Resources

- Support for submission of assignments to Tk20 should be directed to tk20help@gmu.edu or <https://cehd.gmu.edu/api/tk20>. Questions or concerns regarding use of Blackboard should be directed to <http://courseessupport.gmu.edu/>.
- The Writing Center provides a variety of resources and services (e.g., tutoring, workshops, writing guides, handbooks) intended to support students as they work to construct and share knowledge through writing (see <http://writingcenter.gmu.edu/>).
- The George Mason University Counseling and Psychological Services (CAPS) staff consists of professional counseling and clinical psychologists, social workers, and counselors who offer a wide range of services (e.g., individual and group counseling, workshops and outreach programs) to enhance students' personal experience and academic performance (see <http://caps.gmu.edu/>).
- The Student Support & Advocacy Center staff helps students develop and maintain healthy lifestyles through confidential one-on-one support as well as through interactive programs and resources. Some of the topics they address are healthy relationships, stress management,

nutrition, sexual assault, drug and alcohol use, and sexual health (see <http://ssac.gmu.edu/>). Students in need of these services may contact the office by phone 703-993-5376. Concerned students, faculty and staff may also make a referral to express concern for the safety or well-being of a Mason student or the community by going to <http://ssac.gmu.edu/make-a-referral/>.

For additional information on the College of Education and Human Development, please visit our website <https://cehd.gmu.edu/>.

General Internet Resources:

Advanced Placement Central

<http://apcentral.collegeboard.com/apc/Controller.jspf>

National Writing Project

<http://www.nwp.org/cs/public/print/resource/922>

Free teaching resources

http://www.free.ed.gov/subjects.cfm?subject_id=19

<http://www.tolerance.org/teach/index.jsp>

National Archives

<http://www.archives.gov/index.html>

Library of Congress

<http://www.loc.gov/index.html>

Gilder Lehrman Institute of American History

<http://www.gilderlehrman.org/>

Center for History and New Media

<http://chnm.gmu.edu/> (also see <http://historymatters.gmu.edu/>)

Historical Thinking Matters

<http://historicalthinkingmatters.org/>

National Council for the Social Studies

<http://www.socialstudies.org/>

National Council for History Education

<http://www.nche.net/>

ALSO: Please consider joining the National Council for the Social Studies as a student member. Go to www.socialstudies.org/membership. Fill in and submit the on-line form. If the form asks you to “Choose a Journal,” please select the option that offers *Social Education*.

Technology Integrated Lesson/Webquest Assessment

A Webquest is an inquiry-based learning activity in which students utilize electronic resources to discover and interact with information. In social studies, the explosion of digital media over the last decade has allowed teachers to use this instructional strategy in various ways to foster research and analytical skills and engage students in higher-order thinking. Teachers, for example might ask that students navigate a searchable database to discern immigration patterns for a particular population. Other teachers might ask that students formulate questions regarding causes of the French Revolution and seek relevant sources that advocate particular viewpoints. Further, teachers may combine multiple Webquest strategies to allow students opportunities to engage with original and secondary electronic sources in any way that fosters the aforementioned objectives.

For this assignment, you are charged with **developing a technology-integrated lesson** for secondary history/social studies students. Your lesson will focus on the overarching theme of **social justice** while incorporating NCSS themes of **technology and innovation** (NCSS theme 8) and **global connections** (NCSS theme 9). This will be a web-based platform that allows students to navigate particular electronic sources from a Webquest activity page. And beyond simply wading through digital information, your lesson should challenge students to interpret and evaluate digital resources. This activity page should be in the form of a webpage/wiki you design and launch if at all possible, but may be a more simplistic web-based document with appropriate questions and navigation links for students to follow. You must also **write a 2-page narrative**

which chronicles the lesson development, specific learning objectives of the lesson and how you believe your Webquest activities help students meet your objectives.

As you think creatively about how to weave together these aforementioned themes, consider the following:

1. Find a social justice topic/issue for your Webquest that will continue to have an impact on society & culture in the near future (use NCSS themes 8 and 9 as the foundation). Be able to answer this question: Why should this issue be featured in your technology-based lesson?
2. What student knowledge, skills, behavior, and attitudes does the lesson emphasize? How do you know?
3. What would you like to teach about the past related to the topic/issue that will help your students understand the content and be more relevant in the near future?

To appropriately address the requisite NCSS themes in this lesson, refer to the following explanations:

NCSS 8: The lesson requires students to think analytically about the consequences of change and how we can manage science and technology to address the social justice issue you've chosen as a theme for your Webquest. Students may, for example, gain the knowledge to analyze issues such as the protection of privacy in the age of the Internet; electronic surveillance; the opportunities and challenges of genetic engineering; artificial intelligence; and other findings and technologies with implications for beliefs, longevity, and the quality of life and the environment. [For you, does the lesson address candidates' understanding of the concept that changes in science and technology have impacted humans? If it only addresses candidates' capability to utilize technology in the assignment that would not be sufficient to meet the needs of the standard.]

NCSS 9: The lesson task requires students to think systematically about personal, national, and global decisions, and to analyze policies and actions, and their consequences. Students also develop skills in addressing and evaluating critical issues such as peace, conflict, poverty, disease, human rights, trade, or global ecology. [For you, how does the lesson indicate candidates' understanding of the prospect that changes in communication, transportation, or trade have more closely tied the interests of humans around the world?]

Technology Integrated Lesson/WEBQUEST Evaluation Rubric

	Levels of Achievement			
	Does Not Meet Expectations 1	Approaching Expectations 2	Meets Expectations 3	Exceeds Expectations 4
Overall Visual Appeal & Ease of Use	Poor use of graphic elements No variation in site layout or typography	Few graphic elements The site layout is manageable, but includes broken links or portions that are difficult to navigate	Appealing graphic elements included The site is mostly easy to navigate	Appealing graphic elements included appropriately and throughout The site is intuitive easy to navigate throughout

<p>Introduction</p> <p>NCSS Pedagogical Standard 4</p> <p>InTASC Standard 2</p> <p>ISTE Standards 1b and 2b</p>	<p>The introduction is purely factual, with no appeal to relevance or social importance</p> <p>Doesn't build on prior knowledge</p>	<p>Describes a compelling issue/problem that is only somewhat related to learners' interests</p>	<p>Clearly describes a social issue/problem, but includes minimal effort to engage learner's prior knowledge and interests</p>	<p>Engagingly describes a social issue/problem that builds on learner's prior knowledge and relates to learners' interests</p>
<p>Introduction</p> <p>NCSS Pedagogical Standard 4</p> <p>InTASC Standard 2</p> <p>ISTE Standard 1a</p>	<p>Introduction doesn't prepare the reader for what is to come</p>	<p>Introduction makes only vague and general reference to learner's prior knowledge</p>	<p>Prepares learner for lesson by foreshadowing important new concepts and principles</p>	<p>Prepares learner for lesson by foreshadowing all new concepts and principles included in the activities</p>
<p>Content</p> <p>NCSS Theme 8</p> <p>InTASC Standard 4</p>	<p>Does not relate to the content of NCSS standard 8.</p>	<p>Lesson directly relates to the content of NCSS Theme 8, but with few requirements for students to analyze and interpret content.</p>	<p>Lesson directly relates to the content of NCSS Theme and includes some effort to challenge students interpret how science and technologies influence beliefs, knowledge, and their daily lives</p>	<p>Lesson explicitly requires students to interpret how science and technologies influence beliefs, knowledge, and their daily lives</p>
<p>Content</p> <p>NCSS Theme 9</p> <p>InTASC Standard 4</p>	<p>Lesson does not relate to the content of NCSS standard 8.</p>	<p>Lesson relates to the content of NCSS Theme 9, but with few requirements for students to analyze and interpret content.</p>	<p>Lesson requires students to think systematically about personal, national, & global decisions, and to evaluate policies and actions, and their consequences</p>	<p>Lesson explicitly requires students to think systematically about personal, national, and global decisions, and to evaluate policies and actions, and their consequences.</p>
<p>Tasks</p> <p>NCSS Pedagogical Standards 3, 4, and 5</p> <p>InTASC</p>	<p>Requires only low level thinking to process digital information and answer questions</p>	<p>Requires some analysis of digital information but does require learners to put together information from several sources</p>	<p>Requires analysis of digital information and/or putting together information from several sources to solve a problem or take action on a social issue, but not</p>	<p>Requires synthesis of multiple sources of digital information to solve an authentic problem or take action on a social issue in a feasible way.</p>

Standard 8 ISTE Standard 3d			explicit information about the authenticity of the problem	
Activities NCSS Pedagogical Standard 6 InTASC Standards 1, 2, 8 ISTE Standard 2	Activities are not age or content appropriate and offer no opportunities for users to take on different roles and perspectives	Activities are not evidently age or content appropriate with only minimal opportunities for users to take on different roles and perspectives	Activities are age and content appropriate with some opportunities for users to take on different roles and perspectives	Activities are age and content appropriate and likely engaging for the user through such means as employing different roles and perspectives
Activities NCSS Pedagogical Standard 6 InTASC Standards 1, 2, 8 ISTE Standards 2b and 2c	Attention to the needs of diverse learners through the learning activities is not evident in any way	Activities do not offer users multiple entry points or opportunities to achieve learning goals in a variety of ways.	Activities address the needs of diverse learners through opportunities to achieve learning goals in a variety of ways.	Activities address the needs of diverse learners through offering multiple entry points and opportunities to achieve goals in a variety of ways.
Resources ISTE Standard 2a	No variety of media resources are utilized for student access, and the links provide no opportunity for users to see different modes of information available	Little variety of media resources are utilized for student access, & the links provide minimal opportunity for users to see different modes of info available	Some variety of media resources are utilized for student access, and the links provided do offer students different modes of information available	A wide variety of media resources are utilized for student access, and the links provided make excellent use of different modes of information available
Evaluation NCSS Pedagogical Standard 7 InTASC Standards 6, 7 ISTE Standards 2d	No clarity about how students will be evaluated is included	Criteria for success is partially described Individual and/or group grades are not delineated	Criteria for success is described, but not always in ways that are appropriately differentiated Individual and/or group grades are delineated in general terms	Criteria for gradations of success are clearly stated in the form of a rubric Individual and/or group evaluation is clearly described

Partner Museum/Memorial/ Historic Site Lesson Plan and Presentation

The purpose of this assignment is to visit a museum, memorial, or historic site and develop a lesson based on that visit. The 20 minute lesson that you create with a partner can be developed as a prelude to field trip or as a follow up to a field trip for your students. Use the following template to develop your lesson and each partner should upload it to Blackboard prior to the class in which you will present it. Your lesson presentation should be videotaped and uploaded to Goreact. Your plan should include:

- The topic of the lesson.
- The standards that your lesson addresses (this should be copied and pasted from VDOE).
- Learning goals for the lesson:
 - What the students will know
 - What the students will be able to do
- The lesson essential question – the learning goal of the lesson in the form of a question. This is important because it clearly communicates the learning goal and it should be visible to the students.
- Activating strategy – engages students and helps them connect prior knowledge to new concepts.
- Lesson instruction – actively engages students to develop their knowledge and skill defined in the learning goals and includes frequent checks for understand.
- Summarizing strategy – students summarize what they learned by answering the essential question. This provides evidence of learning at the end of the lesson, and provides data for determining what happens next.

Partner Museum/Memorial/ Historic Site Lesson Plan Template

Name _____ Lesson Topic _____

Standard of Learning:

--

Learning Goals

Students will know:	Students will be able to:

Essential Question:

--

Activating strategy:

--

Instructional strategies (include checks for understanding):

--

Summarizing strategy:

--



Partner Museum/Memorial/ Historic Site Lesson Plan and Presentation Rubric

	Does Not Meet Expectations	Approaching Expectations	Meets Expectations	Exceeds Expectations
Standard of Learning/ Essential Question NCSS Pedagogical Standard 4 InTASC Standard 2	No reference made to Standard of Learning or Essential Question	Standards of Learning and Essential Question are minimally evident	Standards of Learning and Essential Question clearly stated or posted	Standards of Learning and Essential Question are clearly stated and posted
Activating/ Closure Strategies NCSS Pedagogical Standard 4	Purpose of the lesson is not stated No activating strategy used Lesson is not	Purpose of lesson is minimally stated Prior knowledge is minimally activated Lesson is minimally	Purpose of lesson is somewhat evident Some attention given to activating prior knowledge Lesson is somewhat	Introduces lesson by detailing the purpose Clearly activates prior knowledge Detailed summary of

InTASC Standard 2	summarized Purpose of lesson is not restated	summarized Purpose of lesson is minimally stated	summarized Purpose of lesson is somewhat restated	the lesson at closure Clearly restates lesson purpose
Learning Activities NCSS Pedagogical Standard 3, 4, 5, 6 InTASC Standard 4, 8	Lesson is not linked to Standard of Learning or Essential Question Does not check for student understanding No evidence of differentiation	Lesson is minimally linked to Standard of Learning and Essential Question Minimal effort to check for understanding Minimal attempt at differentiation	Lesson is somewhat linked to Standard of Learning and Essential Question Some checks for student understanding Some differentiation evident	Lesson is clearly linked to Standard of Learning and Essential Question Checks for student understanding Differentiation evident
Student Engagement NCSS Pedagogical Standard 4 InTASC Standard 5	No effort to engage students is evident	Effort to engage students is minimally evident	Effort to engage students is somewhat evident	Effort to engage students is evident
Presenter Reflection NCSS Pedagogical Standard 8 InTASC Standard 9	No reflection completed	Reflection addresses 2 of the following: What you think you did well and why -What you need to improve on and why. -What changes you would make to your plan -What changes you would make to your presentation	Reflection addresses 3 of the following: What you think you did well and why -What you need to improve on and why. -What changes you would make to your plan -What changes you would make to your presentation	Reflection clearly addresses: -What you think you did well and why -What you need to improve on and why. -What changes you would make to your plan -What changes you would make to your presentation

INDIVIDUALIZED INSTRUCTION AND ASSESSMENT PLAN TASK
George Mason University College of Education and Human Development Secondary Education Program
EDCI 667 | EDCI 479/669 | EDCI 472/672 | EDCI 483/673



Assessment Information:

In the SEED program, the Individualized Instruction and Assessment Plan Task is completed during Methods II and is assessed by the Methods II instructor. The candidate must earn a score of 3 to be successful on this assignment. If a student does not earn a 3 on the assignment, they must meet with the course instructor or assessor prior to resubmitting. The data from this assessment are used to identify both best practice and identified gaps in developing and assessing a specific lesson plan to impact on individual learning.

STANDARDS

- **InTASC Standards:** 1, 2,5, 6, 7, 8
- **CAEP Standards:** 1.1, 1.3, 1.4, 1.5
- **VDOE Standards:** 1, 2, 3, 4, 5

THEMES

-  **Technology**
-  **Diversity**
-  **College & Career Ready**

ASSESSMENT OBJECTIVES

- The candidate will use knowledge of individual learning differences and assessment to develop an instructional plan for a learner with developmental, learning, physical or linguistic differences.
- The candidate will develop an assessment of learner progress.

Rationale

Lesson planning is an essential skill for an educator. A lesson plan is a road map for instruction. When planning teachers and teacher candidates need to answer four main questions:

- Who are my learners? (Context/Learner Needs)
- What do the learners need to know and be able to do? (Objectives/Goals)

- How will I get all learners to know and do the new tasks? (Teaching and learning strategies)
- How will I know the learning objectives were achieved? (Goals/Outcomes/Assessments)

The first step in planning is aligning the learning objectives with the goals/outcomes/assessments for the lesson. This should include considerations based on learner abilities, challenges, and prior knowledge. Before developing specific learning activities, determine how you will assess if learners have met the lesson objectives. Once you know how you will assess learning, you can develop activities that align instruction with the assessment. Additionally, a teacher must consider learner prior knowledge, how to differentiate to meet learner needs, and how to do so within the time allotted. Lesson plans include pacing, transitions, checking for understanding, and ideas for re-teaching or extending learning based upon learner needs.

The planning process is the same whether you are planning a lesson for a class or for an individual. For this assessment you will develop an instructional plan for a learner with developmental, learning, physical or linguistic differences, including a plan for assessing the learner's progress.

Assessment Task Directions

Candidates will develop an individualized plan for a child with developmental, learning, physical, or linguistic differences within the context of the general environment and curriculum. *The lesson does not have to be taught, though it can be taught or co-taught, based upon your program and clinical placement options.* The individualized instruction and assessment plan should include the following sections:

Section 1.

Who is the learner? Seek out an individual who can provide you with a picture of who the individual is as a learner. **Describe the individual:** include **cognitive, linguistic, social, emotional, and/or physical** developmental skill levels and abilities, interests **and** educational progress and **statement of educational need.**

Describe the individual by including cognitive, linguistic, social, emotional and/or physical developmental skill levels and abilities, interests, emotional progress and a statement of educational need.

Also, include in your planning a response to: **How do you address the special needs of the learner? Write a description of and rationale for instructional adaptations** and accommodations needed. (2-3 pages)

Section 2.

What should they learn? Identify at least three learning objectives/goals and develop a rationale that support why the objectives/goals are meaningful learning outcomes for the learner. (Virginia Standards of Learning (SOLs), ASOLs, College-and-Career-Ready skills, and other content specific objectives should be included in lesson plans.) (1/2- 1 page)

Section 3.

How will you teach, and how will the individual learn? Describe at least three evidence-based instructional strategies that address the identified learning objectives/goals and reflect the learner's **cognitive, linguistic, social, emotional, and/or physical** developmental skill levels and abilities, interests **and** educational needs. **Include the use of augmentative and alternative communication systems and assistive technologies** or other appropriate technologies used to address learning needs. **Write a rationale** for each showing how the strategies support learning and success (1-2 pages)

Section 4.

How will I know the learning objectives/goals were achieved? Write a **plan for the assessment and documentation** of the learner's progress toward the identified objectives/goals. (1-2 pages)

Reference

Spencer, J. (2003). *Learning and teaching in the clinical environment*. London, England: BMJ Publishing Group.

INDIVIDUALIZED INSTRUCTION AND ASSESSMENT PLAN RUBRIC




George Mason University College of Education and Human Development Secondary Education
Program


EDCI 667 | EDCI 479/669 | EDCI 472/672 | EDCI 483/673

In the SEED program, Individualized Instruction and Assessment Plan Task is completed during Methods II and is assessed by the Methods II instructor. The candidate must earn a score of 3 to be successful on this assignment. If a student does not earn a 3 on the assignment, they must meet with the course instructor or assessor prior to resubmitting. The data from this assessment are used to identify both best practice and identified gaps in developing and assessing a specific lesson plan to impact on individual learning.


SCORING GUIDELINES

- **4 (Exceeds Standard):** Candidates receive a score of 4 if they perform beyond the expectations of candidates at this point in their programs. There is evidence that candidates have done additional research, identified additional resources, and/or demonstrate exceptional understanding and application of the standard.
- **3 (Meets Standard):** This is the TARGET score. This score reflects that candidates have met the standard at the level expected at this point in their program. Candidates who receive a 3 have successfully met the standard.
- **2 (Approaches Standard):** Candidates receive this score when their understanding and effort does not meet the Target but shows basic understanding of the content being assessed.
- **1 (Does Not Meet Standard):** Candidates who do not submit work, and/or who submit work that is clearly below the expectations for a candidate at this point in their program.


Performance	Does Not Meet Standard (1)	Approaches Standard (2)	Meets Standard (3)
SECTION 1. DESCRIPTION OF THE LEARNER			
<p>The candidate regularly assesses individual and group performance in order to design and adapt instruction to meet learners' needs in each area of development (cognitive, linguistic, social, emotional, and physical) and scaffolds the next level of development.</p> <p>InTASC 1; VDOE 1</p> 	<p>The candidate does not provide a description of the learner and/or does not include assessment data related to cognitive, linguistic, social, emotional, and/or physical and developmental skill levels and abilities, interests, or educational progress.</p>	<p>The candidate provides description of the learner that includes appropriate assessment data but does not address all of the following: cognitive, linguistic, social, emotional, and/or physical developmental skill levels and abilities, interests, or educational progress.</p>	<p>The candidate provides description of the learner that includes appropriate assessment data on all of the following: cognitive, linguistic, social, emotional, and/or physical developmental skill levels and abilities, interests, and educational progress. The candidate describes current impact of learner characteristics on learning.</p>
<p>The candidate accesses resources, supports, and specialized assistance and services to meet particular learning differences or needs.</p> <p>InTASC 2; VDOE 1</p> 	<p>The candidate does not identify either adaptations or accommodations to support learner achievement of learning objectives.</p>	<p>The candidate identifies either adaptations or accommodations that do not fully align with identified needs.</p>	<p>The candidate identifies and describes appropriate adaptations or accommodations that support learner achievement of learning objectives/goals, including technology.</p>
Performance	Does Not Meet Standard (1)	Approaches Standard (2)	Meets Standard (3)
Statement of Educational Need			
<p>The candidate effectively uses multiple and appropriate types of assessment data to identify each learner's learning needs and to develop differentiated learning experiences.</p> <p>InTASC 6; VDOE 4</p>	<p>The candidate does not address learner educational needs or inappropriately uses assessment data to create a statement of educational need.</p>	<p>The candidate uses assessment data to create a statement of educational need that is not well aligned with assessment results.</p>	<p>The candidate uses assessment data to create an appropriate statement of educational need that is aligned with assessment results.</p>
SECTION 2. LEARNING OBJECTIVES			
<p>The candidate individually and collaboratively selects and creates learning objectives that are appropriate for curriculum goals and content standards, and are relevant to learners.</p> <p>InTASC 7; VDOE 2</p> 	<p>The candidate identifies learning objectives that are either incomplete because related outcomes are not identified or the objectives are not directly related to learner educational need.</p>	<p>The candidate identifies learning objectives without relevance to learner educational need.</p>	<p>The candidate identifies learning objectives with related outcomes that are relevant to individual learner needs.</p>
Rationale for Learning Objectives			


<p>The candidate identifies objectives for instruction based on formative and summative assessment data, prior learner knowledge, and learner interest.</p> <p>InTASC 7; VDOE 2</p> 	<p>The candidate does not identify objectives for the learner that are aligned to specific learning goals/outcomes and/or the relationship of the learning objectives to learner educational needs is missing or unclear.</p>	<p>The candidate selects objectives for the learner that are poorly aligned to specific learning goals/outcomes and/or the relationship of the learning objectives to learner educational needs is missing or unclear.</p>	<p>The candidate selects objectives for the learner that are aligned to specific learning goals/outcomes and/or the relationship of the learning objectives to learner educational needs is clear.</p>
--	---	--	--

SECTION 3. INSTRUCTIONAL STRATEGIES AND ADAPTATIONS


<p>The candidate plans how to achieve each learner’s learning goals, choosing appropriate strategies and accommodations, resources, and materials to differentiate instruction for individuals and groups of learners.</p> <p>InTASC 7; VDOE 2</p> 	<p>The candidate does not identify instructional strategies or identifies instructional strategies that are not related to the learning objectives or learning needs.</p>	<p>The candidate identifies instructional strategies that are inappropriate for meeting the learning objectives or learning needs.</p>	<p>The candidate identifies evidence-based instructional strategies that are aligned to the learning objectives and learning needs.</p>
---	---	--	---

Performance	Does Not Meet Standard (1)	Approaches Standard (2)	Meets Standard (3)
--------------------	-----------------------------------	--------------------------------	---------------------------

<p>The candidate uses a variety of instructional strategies to encourage learners to develop an understanding of the content and to apply knowledge in meaningful ways.</p> <p>InTASC 8; VDOE 3</p> 	<p>The instructional strategies used by the candidate do not encourage an understanding of content.</p>	<p>The candidate uses limited instructional strategies to encourage learners to develop an understanding of the content and to apply that knowledge in meaningful ways.</p>	<p>The candidate uses a variety of instructional strategies that encourage learners to develop an understanding of the content and to apply that knowledge in meaningful ways.</p>
--	---	---	--

<p>The candidate connects concepts and uses different perspectives and digital resources to engage learners in critical thinking, creativity, and collaborative problem solving.</p> <p>InTASC 5; VDOE 2</p> 	<p>Candidate does not connect concepts, address different perspectives or use digital resources to engage learners in higher-level learning.</p>	<p>Candidate connect concepts, addresses different perspectives or uses digital resources to engage learners but at a basic level of learning and recall.</p>	<p>Candidate connects concepts, addresses different perspectives and uses digital resources to engage learners in higher-level learning in using at least one of these higher-order skills: critical thinking, creativity, and collaborative problem solving.</p>
---	--	---	---

Rationale for Instructional Strategies and Adaptations

<p>The candidate understands that each learner’s cognitive, linguistic, social, emotional, and physical development influences learning and knows how to make instructional decisions that build on learners’ strengths and needs.</p> <p>InTASC 1; VDOE 1</p> 	<p>The candidate does not provide rationales that are aligned to the specific instructional strategies and/or the relationship of instructional strategies to the learning objectives and learner educational needs is missing or unclear.</p>	<p>The rationales provided do not align to the specific instructional strategies and, the relationship of the instructional strategies to the learning objectives that meet learner educational needs is unclear.</p>	<p>The rationales provided are aligned to instructional strategies and, the relationship of the instructional strategies to the learning objectives that meet learner educational needs is clearly identified.</p>
---	--	---	--

SECTION 4. ASSESSMENT AND DOCUMENTATION OF LEARNER PROGRESS

The candidate designs assessments that	The candidate does not	The candidate describes an	The candidate describes an
--	------------------------	----------------------------	----------------------------

<p>match learning objectives with assessment methods and minimizes sources of bias that can distort assessment results.</p> <p>InTASC 6; VDOE 4</p>	<p>describe an assessment plan that that evaluates all learning objectives or describes a plan that does not directly measure all of the learning objectives (e.g., is not observable, measurable).</p>	<p>assessment plan that evaluates all learning objectives but does not include documentation of both formative and summative measures that (and) does not address possible assessment bias.</p>	<p>assessment plan that evaluates all learning objectives and includes both formative and summative assessments that minimize sources of bias.</p> <p>The candidate describes the assessment results that would prompt modification of instructional plans and those specific modifications.</p>
--	---	---	--



College of Education and Human Development
4400 University Drive
Fairfax, Virginia 22030

January 22, 2018

Dear Mentor Teachers:

We write as faculty members and university facilitators in the Secondary Education (SEED) Program in the College of Education and Human Development at George Mason University. We want to thank you for agreeing to work with one of the SEED program prospective teachers this semester—these are invaluable experiences for our students. Research shows that teacher candidates are better prepared to be effective teachers and to positively impact student learning if they gain more hours of experience independently teaching, with professional support, early in their pre-service education. The teacher candidate with whom you are working has already completed the first in a series of two secondary Methods courses required for licensure at George Mason University. He/she is now enrolled in the second Methods course and is required to do 15 hours of fieldwork to complement university coursework. We will assist with coordinating the learning opportunities for these teacher candidates as they work in your classroom.

While enrolled in a Methods II course, the prospective teacher with whom you have agreed to work is required to complete an additional 15-30 hours of fieldwork. Ideally the fieldwork should span a minimum of 4-5 days, with each session at least 3 hours in length. Major projects in this course include the development of a unit plan, the development of an assessment plan that aligns with the unit plan, and a micro-teaching assignment in which teacher candidates video-record themselves teaching a 30-45-minute lesson and use the video (uploaded to the Goreact video coding platform) to reflect upon the lesson’s effectiveness. This micro-teaching project is a part of our college’s “Critical Incident Analysis” (CIT) common assessment.

In order to support our teacher candidates, we propose the following schedule for this candidate’s work in your classroom:

Hours 1-5 (Days 1-2)

- Mason teacher candidate will introduce herself/himself to your school, you, and your students
- Candidate observes in the class and engages in your classroom (e.g., passing out papers, working with individual students and small groups)

Hours 5-10 (Days 2-4)

- Candidate continues to engage with your class, with increased responsibility (e.g., introducing a lesson, co-facilitating a discussion, co-facilitating discussion of assigned work)
- Candidate drafts a lesson plan/activity to be presented and seeks feedback from you, the mentor teacher

Hours 10-15 (Days 3-5)

- Candidate continues to engage with your class
- Candidate initiates final discussion of planned lesson/activity
- Candidate implements and videotapes the planned lesson/activity, with you completing a brief observation report (“InTASC/VDOE Formal Observation Form”) providing the teacher candidate with feedback on his/her work

Post lesson/activity

- Candidate receives written or oral feedback from students (if possible); each candidate will design her/his own student feedback method, with your input, and this feedback will be included as part of the holistic reflection the candidate completes
- Candidate submits a holistic reflection and a paper that highlights a critical incident that occurred during their facilitation of the lesson in your class.

The lesson/activity that the teacher candidate leads should introduce or review content, if possible. As a mentor teacher, please feel free to co-teach or otherwise support the Mason teacher candidate during this instructional time in any way you deem appropriate. We hope that this experience will prove valuable for the teacher candidate, for your students, and for you and your colleagues.

Please note that all area school divisions provide licensure renewal hours for teachers serving in these mentor roles for pre-service teachers. Please feel free to contact the appropriate Methods II instructor below with any questions and/or concerns you may have about this experience. We thank you very much for your support of this Mason teacher candidate and her/his development as a future teacher.

Sincerely,

Arvinder Johri, PhD
Instructor, English Education

Whitney Keaton
Instructor, Science Education

Linda Mann, PhD & Rory Dippold, PhD
Instructor, Social Studies Education

Notes

- 1) Students may also be completing other education courses (e.g., in Content Literacy, Special Education, or Teaching Diverse Learners) and we would appreciate your assistance with helping them identify contexts in your school where they might complete relevant observation experiences

- 2) Students who are currently employed as full-time teachers will work with their Methods II instructor to modify this assignment to be completed in their own classroom

Methods II Clinical Experience Project and Critical Incident Analysis Task

In your Methods I course you had opportunities to observe a teacher (or teachers) in your subject area classroom(s). As part of that experience, you reflected on how teachers design instruction to meet the needs of students and via your “Reflection Summary and Analysis” project you made suggestions as to how you might do things similarly and/or differently.

In your Methods II course, we would like you to have the opportunity to engage with (rather than merely observe) secondary students in your subject area. Ultimately, by the end of the 15 hours required, you will lead some portion of the class, if granted permission by your mentor teacher.

Field Experience Component

In order to play a stronger role in the instructional process, we would like you to arrange fieldwork schedules that restrict you to work with *one* teacher. Ideally you will spend 5 days with that teacher, each day being a maximum of 3 hours. Via such a schedule, you will be able to develop a relationship with the teacher and his/her students so that you are better equipped to lead a portion of the class.

ASSIGNMENT DIRECTIONS

When you begin to make contact with your mentor teacher, you will provide her/him with the letter above that gives more detail concerning how we hope your clinical experience will be structured. Let your mentor teacher know that you are expected to lead some portion of a class, if possible. As outlined in the letter, here is the schedule we hope you will be able to follow:

Hours 1-5 (Days 1-2)

- Introduce yourself to your school, the mentor teacher, and your students
- Observe in the class and engage in your mentor teacher’s classroom (e.g., passing out papers, working with individual students and small groups)

Hours 5-10 (Days 2-4)

- Continue to engage with your class, with increased responsibility (e.g., introducing a lesson, co-facilitating a discussion, co-facilitating discussion of assigned work)
- Draft a lesson plan/activity to be presented and seeks feedback from your mentor teacher

Hours 10-15 (Days 3-5)

- Continue to engage with your class
- Initiate final discussion of planned lesson/activity with your mentor teacher
- Implement and video record the planned lesson/activity, with your mentor teacher completing the observation rubric providing you with feedback on your work

Post lesson/activity

- Obtain written or oral feedback from students (if possible); you will design your own student feedback method, with your mentor teacher’s input, and this feedback will be included as part of your holistic reflection
- Complete the Critical Incident Assessment per the directions below.

Critical Incident and Analysis Assessment Component

This assessment is intended to be completed alongside your field experience. According to John Dewey (1933) reflection is an active, persistent, and careful consideration of any belief or supposed form of knowledge in light of the grounds supporting it and future conclusions to which it tends. Critical reflection delves even more deeply. Critical reflection allows candidates to make teaching decisions based upon a conscious awareness and careful consideration of the assumptions on which the decisions are based, and the technical, educational, and ethical consequences of those decisions.

This task addresses responsible and meaningful technology use and will assess the following standards:

- InTASC Standards: 2, 9
- CAEP Standards: 1.1, 1.2, 1.3, 1.5
- VDOE Standards: 2, 3, 4, 5

Assessment Objectives

- The candidate will use knowledge of learning differences and assessment to develop an instructional plan including a plan for assessing the learner progress.
- The candidate will use all three levels of critical reflection (technical, practical, and critical) to analyze an instructional episode to make connections between situations they encounter and the broader social, political, and economic forces that influence those events.
- The candidate will critically reflect upon a “critical incident” from a lesson and propose alternative ways of addressing the incident to affect future teaching.

For this assessment, you’ll apply Van Manen’s (1977) three hierarchical levels of reflection to your holistic reflection, as explained in Yost, et.al (2000):

- **Technical reflection** focuses on effective application of skills and knowledge in the classroom so reflection focuses on analyzing the effects of strategies used. (Example: “Will using a timer help Susan stay focused on her work?”)
- **Practical reflection** focuses on the assumptions underlying a specific practice and the consequences of that practice on learning. It implies the assessment of the educational implications of actions and beliefs. (Example: “Did using a ‘flipped classroom’ design allow my students to learn more, faster-than more traditional instruction?”)
- **Critical reflection** includes emphases from technical and practical reflection and goes deeper. It focuses on questioning moral and ethical dimensions of decisions related, directly or indirectly, to the classroom. Candidates make connections between situations they encounter and the broader social, political, and economic forces that influence those events. (Example: “I wonder if creating structures that provide learners with more responsibility for their learning will make them more independent and self-motivated learners. And will these skills carry over into the real world?”)

For this assessment, you’ll also identify a “critical incident” from your own teaching. Brookfield (1990) noted that a “critical incident” is a ‘vividly remembered event which is unplanned and unanticipated’ (pg. 84). Reflecting upon a critical incident can affect change in: your thinking, your practice, your attitudes, and your understanding. A critical incident might be an interaction with a learner; it might be part of a teaching episode; it could be a parent interaction or just a solitary “ah-ha” moment. **For this assessment, your analysis will focus on what you learn from reflecting on a critical incident identified from a lesson.**

ASSIGNMENT DIRECTIONS

- This assignment requires you to reflect at all three levels of reflection. During field experience or your internship, you will record yourself teaching a lesson for which you have developed a detailed lesson plan. **Prior to recording, be sure to obtain appropriate permissions from school system, school, and families as needed in your specific context.**
- This assignment consists of two parts: (a) **the holistic reflection**, and (b) **the critical incident analysis**.

To complete this assignment, you must develop a lesson plan and record the lesson* while teaching it. The lesson and the video will not be scored but will provide context during scoring the assessment.* (A videotape of the lesson will help identify the critical incident; however, if you are unable to videotape for any reason, completing this assessment for a lesson observed and transcribed or scripted by a mentor or supervisor so an incident can be identified, is an acceptable option.

Section 1: Holistic Reflection

Following the lesson presentation, write a reflective statement that includes technical, practical, and critical reflections related to your lesson. (See above for additional information.)

Section 2: Identify, Analyze, and Critically Reflect on a Critical Incident

From your recorded lesson, select a segment (~5-10 minutes in length) that contains a critical incident, an incident that did not go as you anticipated, causing you to adjust and/or rethink your instruction. Use the following to guide your description of and reflection on the critical incident captured that occurred during your lesson.

- a. Provide a brief description of what is happening in the selected clip. (A review of a videotape of the lesson will help identify the critical incident; however, if you are unable to videotape for any reason, completing this assessment for a lesson observed and transcribed or scripted by a mentor or supervisor where an incident can be identified, is an acceptable option.)
- b. Explain why this particular segment was selected.
- c. Analyze the critical incident using critical reflection strategies.
 - Propose alternative ways of handling the critical incident. You should draw upon your readings, knowledge of best practice, observations, and course work for support.
 - Summarize what was learned and how it will impact your future teaching.

SUBMIT: (a) the lesson plan for the recorded lesson, (b) the holistic reflection, (c) the critical incident video clip or a detailed description/transcript of the critical incident, and (d) critical reflection of the critical incident.

REFERENCES

Brookfield, S.D. (1990). Using critical incidents to explore learners' assumptions. J. Mezirow (Ed). *Fostering critical reflection in adulthood* (pp. 177-193). San Francisco: Jossey-Bass Publishers.

Dewey, J. (1933). *How we think. A restatement of the relation of reflective thinking to the educative process* (Revised edn.), Boston: D. C. Heath.

Van Manen, M. (1977). Linking ways of knowing with ways of being practical. *Curriculum Inquiry*, 6, 205-228. <http://www.jstor.org/stable/1179579>

Yost, D.S., Sentner, S.M., Forlenza-Bailey, A. (2000). An Examination of the Construct of Critical Reflection: Implications for Teacher Education Programming in the 21st Century, *Journal of Teacher Education*, 51:1, 39-49. DOI: <https://doi.org/10.1177/002248710005100105>

InTASC/VDOE Formal Observation Form – Methods II Field Experience (To be completed by Mentor Teacher)

Name of candidate _____ Date _____

School: _____ Grade/Content: _____ / _____ Semester/Year _____

Below are the InTASC and VDOE Standards that GMU uses to evaluate its teacher candidates along with a performance indicator that describes what it means for a candidate to meet the standard and earn a rubric score of 3.

THEMES

-  **Technology**
-  **Diversity**
-  **College & Career Ready**

SCORING GUIDELINES




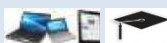

4 (Exceeds Standard): Candidates receive a score of 4 if they perform beyond the expectations of candidates at this point in their programs. There is evidence that candidates have done additional research, identified additional resources, and/or demonstrate exceptional understanding and application of the standard.




3 (Meets Standard): This is the **TARGET** score. This score reflects that candidates have met the standard at the level expected at this point in their program. Candidates who receive a 3 have successfully met the standard.

2 (Approaches Standard): Candidates receive this score when their understanding and effort does not meet the target but shows basic understanding of the content being assessed.

1 (Does Not Meet Standard): Candidates who do not submit work, and/or who submit work that is clearly below the expectations for a candidate at this point in their program.


Performance	Meets Standard (3)	Notes
LEARNER AND LEARNING		
InTASC 1 Learner Development. The candidate understands how learners grow and develop, recognizing that development vary individually within and across the cognitive, linguistic, social, emotional, and physical areas developmentally appropriate and challenging learning experiences that include the use of technology.		
1.1 The candidate applies appropriate learning theories recognizing that patterns of learning and development vary individually within and across the cognitive, linguistic, social, emotional, and physical areas.	Candidate displays accurate understanding of the typical developmental characteristics of the age group, as well as exceptions to the general patterns across the cognitive, linguistic, social, emotional, and physical areas.	
VDOE 1		
1.2 The candidate designs and implements	Candidate’s knowledge of how learners learn is	



developmentally appropriate and challenging learning experiences that include the use of technology. VDOE 2 	accurate and current. Candidate designs and implements technology enhanced, developmentally appropriate and challenging learning experiences for both the class as a whole and individual learner.	
InTASC 2 Learning Differences. The candidate uses understanding of individual differences, diverse cultures, and inclusive learning environments that enable each learner to meet high standards.		
2.1 Candidate creates an environment that values individual differences and diverse cultures, and communities. VDOE 1 	Candidate’s plans and practice address individual learning differences. Candidate communicates with families about learners’ progress on a regular basis, respecting cultural norms, and is available as needed to respond to family concerns.	
2.2 Candidate ensures inclusive learning by addressing the needs of diverse learners. VDOE 1 	Candidate monitors the progress of groups of learners in the curriculum, making use of diagnostic prompts to elicit information. Instructional outcomes, activities and assignments, and classroom interactions convey high expectations for learners.	
InTASC 3. Learning Environments. The candidate works with others to create face-to-face and virtual environments and collaborative learning, encourage positive social interaction, active engagement in learning, and self-motivation.		
3.1 Candidate organizes and manages create face-to-face and virtual environments that support individual and collaborative learning. VDOE 5 	The classroom is a learner-centered environment that is a safe and positive environment for learning. The classroom environment supports individual and collaborative learning.	
3.2 Teacher Candidate encourages positive social interaction, active engagement in learning, and self-motivation. VDOE 5 	The classroom is a learner-centered environment. Candidate successfully accommodates learners’ questions or interests. Activities and assignments are appropriate to learners, and learners are cognitively engaged in exploring content. Learners are self-motivated.	

Performance	Meets Standard (3)	Notes
InTASC 4. Content Knowledge. The candidate understands the central concepts, tools of inquiry, and structures of the discipline, teaches and creates learning experiences that make these aspects accessible and meaningful for learners to ensure content mastery.		
4.1 Candidate understands the tools of inquiry and structures of the discipline, VDOE 1	Candidate displays solid knowledge of the important concepts in the discipline and how concepts relate to one another. Candidate’s plans and practice reflect accurate understanding of prerequisite relationships among topics and concepts.	
4.2 Candidate creates learning experiences that make content accessible and meaningful for learners to ensure content mastery. VDOE 3 	Candidate conveys enthusiasm for the content, and learners demonstrate commitment to its value. Candidate accepts responsibility for the success of all learners through a repertoire of instructional strategies.	
InTASC 5. Content Application. The candidate understands how to connect concepts and use different perspectives and digital resources to engage learners in critical thinking, creativity, and collaborative problem solving related to authentic local and global issues.		
5.1 Candidate connects concepts and uses different perspectives and digital resources to engage learners in critical thinking, creativity, and collaborative problem solving. VDOE 2 	Candidate connects concepts, addresses different perspectives and digital resources to engage learners higher-level learning in at least one of these higher –order skills: critical thinking, creativity, and collaborative problem solving.	
5.2 Candidate plans rigorous, sequenced instruction related to authentic local and global issues. VDOE 5 	Outcomes represent high expectations and rigor and important learning in the discipline. Plans exhibit a sequence of learning with connection to authentic local and global issues.	


INSTRUCTIONAL PRACTICES

InTASC 6. Assessment. The candidate understands and uses multiple methods of assessment, including digital tools, to engage learners in their own growth, to monitor learner progress, and to guide teacher and learner decision making.

<p>6.1 Candidate uses multiple methods of assessment, including digital tools, to engage learners in their own growth, to monitor learner progress, and to guide teacher and learner decision making.</p> <p>VDOE 4 </p>	<p>All the instructional outcomes are assessed through multiple methods of assessment. Assessment methodologies monitor learner progress, and guide teacher and learner decision making.</p>	<p>.</p>
<p>6.2 Candidate uses formative assessment to monitor and adjust instruction and to guide the learner decision making.</p> <p>VDOE 4</p>	<p>The candidate's approach to using formative assessment to monitor and adjust instruction and includes a process where the learner, as well as teacher, uses information from the assessments.</p>	

Performance	Meets Standard (3)	Notes
InTASC 7. Planning for Instruction. The candidate plans instruction that supports every learner in meeting rigorous learning goals by drawing upon knowledge of digital age technology, content areas, curriculum, cross-disciplinary skills, and pedagogy, as well as knowledge of learners and the community context.		
7.1 Candidate plans instruction to support every learner in meeting rigorous learning goals by drawing upon knowledge of digital age technology, content areas, curriculum, cross-disciplinary skills, and pedagogy. VDOE 2 	Outcomes represent high expectations and rigor and important learning in the discipline. Plans exhibit a sequence of learning with strong connections to digital age technology, content areas, curriculum, cross-disciplinary skills, and pedagogy. Instruction is effective at increasing learning.	
7.2 Candidates effectively plans instruction based on knowledge of learners and the community context. VDOE 2 	Candidate lessons reflect an understanding of their learners, how they learn, and the context of the specific communities represented in the classroom.	
InTASC 8. Instructional Strategies. The candidate understands and uses a variety of instructional strategies, deep understanding of content areas and their connections, and to build skills to apply knowledge in contemporary contexts.		
8.1 The candidate understands and uses a variety of instructional strategies to encourage learners to develop deep understanding of content areas and their connections. VDOE 3	Candidate applies a wide range of effective pedagogical approaches in the discipline that encourage learners to develop deep understanding of content areas and their connections.	

TECHNOLOGY. Candidates model and apply technology standards as they design, implement and assess learning experiences for students and improve learning; and enrich professional practice. Candidates effectively use available technology and resources to support learners to use technology in a purposeful and developmentally appropriate way.

Performance	Meets Standards	Notes & Observations
VDOE 3. Learning Facilitator. Candidates support student learning by harnessing the power of technology.		
3.1 The candidate assisted students in selecting and using appropriate and available digital tools for learning, creating, problem-solving and communicating.	The candidate used a variety of formative and summative assessments assessed, using both quantitative and qualitative techniques, to meet the needs of students and stakeholders.	
3.2 The candidate Incorporated learning strategies that used technology to accommodate learner variability, personalize learning, and engender student choice, self-direction and goal-setting, including the use of data to effectively respond to students' needs and communicate findings to various stakeholders.	The candidate purposefully used available and appropriate technology for thinking skills, problem solving, and decision-making. This included using technologies for data collection, information management, problem solving, decision-making, communication, and presentation within the curriculum.	
3.3 The candidate used a variety of formative and summative assessments that leveraged the power of technology to provide immediate and specific feedback, and offer alternative learning paths to students including competency-based approaches.	The candidate used both formative and summative assessments assessed and gathered both quantitative and qualitative data to meet the needs of students and stakeholders	
VDOE 4. Skilled Technology User. Candidates understand the fundamental concepts of technology operation and apply this knowledge to demonstrate basic uses of technology in instruction. 		
4.1 The candidate demonstrated the ability to choose and use digital technologies including both hardware, software and web-based resources to support classroom instruction, including basic computing operations such as accessing accounts, select appropriate applications to perform tasks, file management and web navigation.	The candidate used effective, appropriate, and contemporary technologies to support instruction.	
4.2 The candidate demonstrated the ability to troubleshoot typical classroom technologies.	The candidate applied technology knowledge and skills and could easily perform basic computing operations and troubleshoot classroom technology issues.	

GENERAL OBSERVATION NOTES:

Candidate Signature

Printed Name

Date

Mentor Teacher Signature

Printed Name

Date

**Methods II Clinical Experience Project/Critical Incident Assessment and Rubric
(To be completed by Methods II instructor)**

**CRITICAL INCIDENT ANALYSIS: IMPACT ON STUDENT LEARNING
ASSESSMENT TASK RUBRIC**

George Mason University College of Education and Human Development Secondary Education Program
● EDCI 667 | EDCI 479/669 | EDCI 472/672 | EDCI 483/673
●

This assessment is completed during Methods II course. In the SEED program, the Critical Incident Analysis Assessment Task is assessed by the Methods II course instructor. The candidate must achieve a score of 3 to be successful on this assignment. If a candidate does not earn a 3 on the assignment, they must meet with the course instructor or assessor prior to resubmitting. The data from this assessment are used to identify gaps the candidate’s ability to meet learning differences and to critically analyze and reflect upon an instructional episode and connections between situations they encounter and the broader social, political, and economic forces that can impact on student learning.

SCORING GUIDELINES

- **4 (Exceeds Standard):** Candidates receive a score of 4 if they perform beyond the expectations of candidates at this point in their programs. There is evidence that candidates have done additional research, identified additional resources, and/or demonstrate exceptional understanding and application of the standard.
- **3 (Meets Standard):** This is the **TARGET** score. This score reflects that candidates have met the standard at the level expected at this point in their program. Candidates who receive a 3 have successfully met the standard.
- **2 (Approaching Standard):** Candidates receive this score when their understanding and effort does not meet the target but shows basic understanding of the content being assessed.
- **1 (Does Not Meet Standard):** Candidates who do not submit work, and/or who submit work that is clearly below the expectations for a candidate at this point in their program.

Performance	Does Not Meet Standard (1)	Approaches Standard (2)	Meets Standard (3)
-------------	----------------------------	-------------------------	--------------------

● SECTION 1. HOLISTIC REFLECTION				
The candidate uses a variety of data to evaluate the outcomes of teaching and learning to adapt planning and practice. <ul style="list-style-type: none"> ● InTASC 9 ● VDOE 6 	The candidate uses either a single data point to evaluate the outcomes of teaching and/or does not address their analysis and insights to adapt planning and practice for subsequent learning.	The candidate uses limited data points to evaluate the outcomes of the learning experience, and/or provides limited strategies and insights to adapt planning and practice for subsequent learning experiences.	The candidate uses a variety of data points to evaluate the outcomes the learning experience and also a variety of learning strategies and insights to adapt planning and practice for subsequent learning experiences.	T th se ac e T se in
The candidate uses ongoing analysis and reflection to improve planning and practice. <ul style="list-style-type: none"> ● InTASC 9 ● VDOE 6 	There was no evidence that the candidate used ongoing all three levels of analysis and/or reflection to improve planning and practice.	The candidate used all three levels of analysis. However, the analysis is superficial and reflection is not at a critical level to improve planning and practice.	The candidate uses all three levels of analysis and critical reflection in an in-depth manner, to improve planning and practice.	T an an an st st

Performance	Does Not Meet Standard (1)	Approaches Standard (2)	Meets Standard (3)
-------------	----------------------------	-------------------------	--------------------

SECTION 2. CRITICAL INCIDENT ANALYSIS AND REFLECTION				
<ul style="list-style-type: none"> The candidate critically reflects on a critical incident based on the cause and effect relationship between underlying issues and motivators that impact learning. InTASC 9 VDOE 6 	The candidate does not reflect at a technical or practical level.	The candidate makes an inaccurate or incomplete critical reflection of the critical incident by identifying poorly matched underlying issues and motivators impacting learners.	The candidate makes a complete critical reflection of the critical incident based on the cause and effect relationship between underlying issues and motivators impacting learners.	Th the rel mo an ins
<p>The candidate engages in ongoing learning opportunities to develop knowledge and skills in order to provide all learners with engaging curriculum and learning experiences.</p> <ul style="list-style-type: none"> InTASC 9 VDOE 6 	There was no evidence that the candidate engages in ongoing learning opportunities to plan to improve teaching and learning.	There was minimal evidence that the candidate engages in ongoing learning opportunities to plan to improve teaching and learning.	The candidate identifies examples of possible options to effectively engage in ongoing learning opportunities to plan to improve teaching and learning.	Th str op lea
<p>The candidate reflects on his/her personal biases and accesses resources to deepen his/her own understanding of instruction.</p> <ul style="list-style-type: none"> InTASC 9 VDOE 6 	There is no evidence that the candidate reflects on his/her personal biases. The candidate did not access resources to deepen his/her own understanding of individual differences.	The candidate provides evidence that he/she reflects at the technical level on his/her personal biases and accesses resources to deepen his/her own understanding of limited individual differences.	The candidate provides evidence that he/she critically reflects on personal biases and accesses appropriate resources to deepen his/her own understanding of a variety of individual differences.	Th ref an ow un dif
<p>The candidate uses knowledge of individual differences to build relationships to create more relevant learning experiences.</p> <ul style="list-style-type: none"> InTASC 2 VDOE 1 	The candidate does not build relationships and does not create relevant learning experiences for learners.	The candidate builds relationships and creates relevant learning experiences for some learners.	The candidate builds relationships and creates relevant learning experiences based upon the knowledge of individual learner differences.	Th rel up dif

Field Experience Hours/Activities Log

Deliver this log to your mentor teacher on the first day of your field experience. Your mentor will keep the log and daily track dates, activities, and hours. You must complete a minimum of 15 hours of field experience, all of which must involve classroom observations and may involve interactions with individual students and small and large groups of students. Hours will ideally begin as soon as possible, and observations should be spread across approximately five sessions, with no single session lasting longer than four hours. Submit this signed log at the end of the course to Professor Groundwater.

GMU Student: _____

Mentor Teacher/School: _____

Subject/Grade: _____

Dates	Activities with focus student(s)	Other activities	Hours
			Total:

GMU Student Name/Date _____

GMU Student Signature/Date _____

Mentor Teacher Name/Date _____

Mentor Teacher Signature/Date _____

Unit Plan Assignment

A significant part of this course includes learning to develop effective instructional unit plans covering a sequence of lessons targeted around a topic fitting a secondary history/social studies course. **For this assignment, you will develop a unit plan focused on NCSS Themes/Standards 1: Culture and 5: Individuals, Groups and Institutions – descriptions attached.** You will also include relevant Virginia Standards of Learning.

As noted in the syllabus, this unit plan assignment will count for 30% of your total grade. A lesson from your unit plan will be presented in class. The complete unit plan should be uploaded to Blackboard/Assessments.

Below you will find a bulleted summary of the expectations for this assignment, summaries of NCSS themes 1 and 5, and finally, the lesson and unit plan template to guide you in further lesson/unit development.

Unit Plan Assignment Summary

- This unit plan must cover approximately 5-8 coherently connected lessons of instruction (assuming 90 minute classes) – 2-3 weeks of instruction on a block rotating day schedule
- An introductory narrative (1-2 pages) addressing the following must be included:
 - Unit context including general description of students and prior content covered (fictitious, but reasonable – What class? What grade? What unit? What has already been covered? etc.)
 - Specific unit goals and rationale (What will students know, understand, and be able to do after this unit? Why is this important?)
 - Explanation of how this sequence of lessons addresses each of the targeted NCSS Themes/Standards (specifically 1 and 5) as well as connection to relevant VA SOLs
 - Rationale explaining inclusion of technology, differentiation, etc.
- A detailed calendar summary of lessons must be included – i.e. describe your specific plan for each day. Include time parameters. Be specific.
- An assessment plan (including formative and summative assessments) must be included (1-2 pages). Describe all of the assessments you plan to use, how you will grade them, and the grade weight. Explain your rationale for the assessment plan you selected.
- A reflective summary (1 page) at the conclusion of the unit plan which addresses the challenges and successes you had in developing this unit of instruction must be included

This assignment should be uploaded to Blackboard/Assessments TK20 and will include: 1.) introductory narrative, 2.) detailed calendar summary of day to day lessons, 3.) assessment plan, and 4.) reflective summary.

CULTURE

Social studies programs should include experiences that provide for the study of culture and cultural diversity.

Human beings create, learn, share, and adapt to culture. The study of culture examines the socially transmitted beliefs, values, institutions, behaviors, traditions and way of life of a group of people; it also encompasses other cultural attributes and products, such as language, literature, music, arts and artifacts, and foods. Students come to understand that human cultures exhibit both similarities and differences, and they learn to see themselves both as individuals and as members of a particular culture that shares similarities with other cultural groups, but is also distinctive. In a multicultural, democratic society and globally connected world, students need to understand the multiple perspectives that derive from different cultural vantage points.

Cultures are dynamic and change over time. The study of culture prepares students to ask and answer questions such as: What is culture? What roles does culture play in human and societal development? What are the common characteristics across cultures? How is unity developed within and among cultures? What is the role of diversity and how is it maintained within a culture? How do various aspects of culture such as belief systems, religious faith, or political ideals, influence other parts of a culture such as its institutions or literature, music, and art? How does culture change over time to accommodate different ideas, and beliefs? How does cultural diffusion occur within and across communities, regions, and nations?

Through experience, observation, and reflection, students will identify elements of culture as well as similarities and differences among cultural groups across time and place. They will acquire knowledge and understanding of culture through multiple modes, including fiction and non-fiction, data analysis, meeting and conversing with peoples of divergent backgrounds, and completing research into the complexity of various cultural systems.

In schools, this theme typically appears in units and courses dealing with geography, history, sociology, and anthropology, as well as multicultural topics across the curriculum. Young learners can explore concepts of likenesses and differences among cultural groups through school subjects such as language arts, mathematics, science, music, and art. In social studies, learners interact with class members and discover culturally-based likenesses and differences. They begin to identify the cultural basis for some celebrations and ways of life in their community and in examples from across the world. In the middle grades, students begin to explore and ask questions about the nature of various cultures, and the development of cultures across time and place. They learn to analyze specific aspects of culture, such as language and beliefs, and the influence of culture on human behavior. As students progress through high school, they can understand and use complex cultural concepts such as adaptation, assimilation,

acculturation, diffusion, and dissonance that are drawn from anthropology, sociology, and other disciplines to explain how culture and cultural systems function.

INDIVIDUALS, GROUPS, AND INSTITUTIONS

Social studies programs should include experiences that provide for the study of interactions among individuals, groups, and institutions.

Institutions are the formal and informal political, economic, and social organizations that help us carry out, organize, and manage our daily affairs. Schools, religious institutions, families, government agencies, and the courts all play an integral role in our lives. They are organizational embodiments of the core social values of those who comprise them, and play a variety of important roles in socializing individuals and meeting their needs, as well as in the promotion of societal continuity, the mediation of conflict, and the consideration of public issues.

It is important that students know how institutions are formed, what controls and influences them, how they control and influence individuals and culture, and how institutions can be maintained or changed. The study of individuals, groups, and institutions, drawing upon sociology, anthropology, and other disciplines, prepares students to ask and answer questions such as: What is the role of institutions in this and other societies? How am I influenced by institutions? How do institutions change? What is my role in institutional change?

Students identify those institutions that they encounter. They analyze how the institutions operate and find ways that will help them participate more effectively in their relationships with these institutions. Finally, students examine the foundations of the institutions that affect their lives, and determine how they can contribute to the shared goals and desires of society.

In schools, this theme typically appears in units and courses dealing with sociology, anthropology, psychology, political science, and history. Young children should be given the opportunity to examine various institutions that affect their lives and influence their thinking. They should be assisted in recognizing the tensions that occur when the goals, values, and principles of two or more institutions or groups conflict—for example, the school board removing playground equipment for safety reasons vs. the same equipment being used in a city park playground (i.e., swings, monkey bars, or sliding boards). They should also have opportunities to explore ways in which institutions (such as voluntary associations, or organizations like health care networks) are created to respond to changing individual and group needs. Middle school learners will benefit from varied experiences through which they examine the ways in which institutions change over time, promote social conformity, and influence culture. They should be encouraged to use this understanding to suggest ways to work through institutional change for the common good. High school students must understand the paradigms and traditions that undergird social and political institutions. They should be provided opportunities to examine, use, and add to the body of knowledge offered by the behavioral sciences and social theory in relation to the ways people and groups organize themselves around common needs, beliefs, and interests.

LESSON PLAN TEMPLATE
SECONDARY EDUCATION PROGRAM

Teacher's Name _____ Grade Level _____

Lesson Title _____ Date _____

I. NCSS Themes and State Standards Addressed

- NCSS
- VA SOL

II. Objectives

- State what students will be able to do as a result of this experience.
- List national, state, or local objectives, if possible.

III. Materials for Learning Activities

- List the texts, equipment, and other materials to be used by the students.
- List the materials, including equipment or technology used by the teacher in presenting the experiences.

IV. Procedures for Learning Activities

- Introduction – outline procedures for activating prior knowledge and student interest.
- Instructional strategies – outline what the teachers and students will do.
- Closure – outline how you will summarize the lesson.
- Give estimated time for each phase of the experience (introduction, instruction, summary).
- Describe extensions or connections to other lessons.

V. Assessment

- Outline the procedures and criteria that will be used to assess each of the stated objectives.
- Attach copies of any written assessments (tests, rubrics, observational checklists, format for anecdotal records).

VI. Differentiation

- List adaptations that will be made for individual learners.

Checklist for Unit Plan Components

<i>Components</i>	Missing	Partially included	Satisfactorily included
<i>General Planning</i>			
2-4 week unit plan			
Evidence of Interactive, Inquiry, Problem-based instruction/learning			
Overview			
Description of Students			
Theme			
Questions/Goals			
Rationale/Research/Theory			
Standards - SOL			
Standards - National			
Assessment Plan overview			
<i>Schedule/Calendar</i>			
<i>Daily Calendar of Lesson Sequence</i>			
Daily Lesson Plans			
Daily Question(s)/Objective(s)			
List of Daily Materials			
Estimated Time for Each Activity			
Assessments (formative & summative)			
Include all actual support materials needed by the teacher and students to			

implement the lesson (e.g. worksheets, samples of presentation slides and so on).			
Unit Plan Reflection			
Reflective Summary			

**Performance Based Assessment Rubric–Unit Plan
INTASC Standards and NCSS Theme 1 and 5**

Criteria	Levels of Achievement				Score
	Does Not Meet Expectations 1	Approaches Expectations 2	Meets Expectations 3	Exceeds Expectations 4	
I.a. Objectives <i>NCSS Pedagogical Standard 6</i> <i>InTASC Standard 7</i>	Unit goals and specific lesson objectives are missing or unclear.	Unit goals and specific lesson objectives do not provide a clear sense of what students will know and be able to do as a result of the lesson.	Unit goals and specific lesson objectives provide some sense of what students will know and be able to do as a result of the lesson.	Unit goals and specific lesson objectives provide a clear sense of what students will know and be able to do as a result of the lesson	
I.b. Objectives <i>NCSS Pedagogical Standards 1&2</i>	Unit goals and specific lesson objectives include action words that are not at all developmental	Unit goals and specific lesson objectives include action words that are only	Unit goals and specific lesson objectives include mildly challenging action words.	Unit goals and specific lesson objectives include appropriate action words to cognitively challenge	

<i>InTASC Standard 7</i>	ly appropriate or challenging for students.	minimally challenging for students. These may include vague terms such as “understand” or only basic knowledge-level verbs such as “list” or “identify”		students.	
I.c. Objectives <i>NCSS Pedagogical Standard 6</i> <i>InTASC Standard 7</i>	Goals and objectives are unrelated to standards.	Goals and objectives are only vaguely related to standards.	Goals and objectives are largely related to standards.	All goals and objectives are clearly and closely related to standards	
II. a. Standards and Alignment <i>NCSS Pedagogical Standard 6</i> <i>NCSS InTASC Standard 7</i>	Standards are not referenced in lesson.	Key standards are referenced but not connected to the objectives, learning activities, and assessment(s) in any consistent way.	Key standards are referenced and mostly integrated into the objectives, learning activities, and assessment(s).	Key standards are referenced and integrated into the objectives, learning activities, and assessment(s) thoroughly and consistently.	
II. b. Standards and Alignment	Lesson does not require students to explore cultural perspectives	Lesson does not require students to explore cultural perspectives	Lesson enables students to explore cultural perspectives and enables some level of	Lesson enables students to explore cultural perspectives and encourages deep understanding of	

<p><i>NCSS Theme 1, Culture*</i></p>	<p>in any way.</p>	<p>in ways that foster cultural understanding .</p>	<p>understanding of key concepts and processes related to Individuals, Groups and Institutions.</p>	<p>key concepts and processes related to Individuals, Groups and Institutions through study of social and cultural systems.</p>	
<p>II. c. Standards and Alignment</p> <p>NCSS Theme 5, Individuals, Groups, and Institutions*</p>	<p>Lesson fails to address concepts and processes related to Individuals, Groups and Institutions.</p>	<p>Lesson enables some level of understanding of key concepts and processes related to Individuals, Groups and Institutions but does not lead to the understanding of key concepts and processes through resource analysis</p>	<p>Lesson uses resources to encourage some level of analysis of resources to examine domestic and global policies related to cultural groups and institutions, but does not foster student interpretation of the resources.</p>	<p>Lesson challenges students to critically examine domestic and global policies related to cultural groups and institutions using appropriate resources and interpretation thereof.</p>	
<p>III. a. Resources: Technology & Teacher-Created Supporting Materials</p> <p><i>NCSS Pedagogical Standard 6</i></p> <p><i>NCSS</i></p>	<p>Many resources needed for lesson are not included in plan.</p>	<p>Resources are not well integrated to the lesson. Affordances and constraints of technology as related to learning outcomes are not evident.</p>	<p>Resources are appropriately integrated to the lesson. Affordances and constraints of technology as related to learning outcomes are evident.</p>	<p>Resources are innovative and appropriately integrated to the lesson. Affordances and constraints of technology as related to learning outcomes are evident.</p>	

<i>InTASC Standards 5 & 7</i>					
III. b. Resources: Technology & Teacher-Created Supporting Materials <i>NCSS Pedagogical Standard 6</i> <i>NCSS</i> <i>InTASC Standards 5 & 7</i>	No supporting materials are included.	Supporting resources are unorganized, incomplete, and/or inappropriate for student learning. Materials do not enhance lesson.	Supporting resources are clear and complete. Materials enhance lesson.	Supporting resources are clear, complete, and cogent. Materials enhance lesson significantly.	
IV. a. Instructional Activities <i>NCSS Pedagogical Standards 3, 4, 5, & 6</i> <i>InTASC Standards 4 & 5</i>	Activities do not include introduction, strategies/procedures and closure, and are unrelated to objectives. Many activities are extraneous and irrelevant.	Activities include minimal or weak introduction, strategies/procedures and/or closure, and relate peripherally to objectives and standards. Some activities are extraneous or irrelevant.	Activities include introduction, strategies/procedures and closure, and provide a logical path to meeting objectives & standards. A few activities may be extraneous or irrelevant.	Activities are clearly articulated and include introduction, strategies/procedures and closure, and provide a logical path to meeting objectives & standards. No activities are extraneous or irrelevant.	
IV. b. Instructional Activities	Plan is not engaging and motivating. The lesson	Plan is minimally engaging and motivating.	Plan includes engaging and motivating activities that	Plan is highly engaging and motivating throughout.	

<p><i>NCSS Pedagogical Standards 3, 4, 5, & 6</i></p> <p><i>NCSS InTASC Standards 4 & 5</i></p>	<p>includes no opportunities for students to be active learners.</p>	<p>Most of the lesson allows students to be passive recipients of information.</p>	<p>challenge students to employ habits of mind of critical inquiry, interpretation of evidence, or problem solving.</p>	<p>Activities challenge students to employ habits of mind of critical inquiry, interpretation of evidence, and problem solving.</p>	
<p>V. Assessment</p> <p><i>NCSS Pedagogical Standards 1 & 7</i></p> <p><i>NCSS InTASC Standard 6</i></p>	<p>Assessment plan is unrelated to objectives, standards and activities.</p>	<p>Assessment plan is limited to cover only the most basic learning objectives and activities.</p>	<p>Assessment plan includes formal and informal assessment strategies that are appropriate to learner development. These assessments are limited to cover only certain aspects of the lesson objectives, standards, and activities.</p>	<p>Assessment plan includes a variety of formal and informal assessment strategies that are appropriate to learner development and attentive to the all aspects of the lesson including learning objectives, standards, and activities.</p>	
<p>VI. a. Differentiated Instruction</p> <p><i>NCSS Pedagogical Standards 2 & 6</i></p> <p><i>NCSS InTASC Standard 3</i></p>	<p>No differentiation of instruction is evident. No attempt is made to individualize activities for learning needs or strengths.</p>	<p>Lesson plan includes minimal differentiated instruction, which is limited to either gifted students OR students with special needs.</p>	<p>Lesson offers appropriate learning opportunities that meet the needs of diverse learners including gifted students and students with special needs.</p>	<p>Lesson clearly offers appropriate, creative, and well-integrated learning opportunities that meet the needs of diverse learners including gifted students and students with special needs.</p>	

<p>VI. b. Differentiated Instruction</p> <p><i>NCSS Pedagogical Standards 2 & 6</i></p> <p><i>NCSS InTASC Standard 2</i></p>	<p>Activities are only accessible through one dominant mode.</p>	<p>Activities are accessible largely through one dominant mode.</p>	<p>Activities are accessible through a variety of entry points.</p>	<p>Activities are accessible through a variety of entry points, which are well-integrated throughout the lesson.</p>	
<p>VI c. Developmentally Appropriate</p> <p><i>NCSS Pedagogical Standards 2, 5, & 6</i></p> <p><i>NCSS InTASC Standard 2</i></p>	<p>Objectives, assessment plan, and activities are entirely inappropriate for the intended grade level.</p>	<p>Objectives, assessment plan, and activities are largely inappropriate for the intended grade level. Areas of the lesson are not aligned in this respect.</p>	<p>Objectives, assessment plan, and activities are appropriate for the intended grade level, but all areas of the lesson are not equally aligned in this respect.</p>	<p>Objectives, assessment plan, and activities are appropriate for the intended grade level, and aligned in all areas of the lesson.</p>	
<p>Total</p>					

Memo:

To: all CEHD students seeking student teaching internships in Fall 2018 and forward

From: Jeff Davis, Director of Educator Preparation, CEHD

Re: Internship application requirements

Date: November 1, 2017

Students – please note the following requirements for Spring 2018 internship applications. **No extensions to the application deadlines will be given for missing/incorrect/failing test scores, missing endorsements, or missing/incorrect CPR/AED/First Aid certifications.**

Student Clinical Practice: Internship Application Requirements

TESTING

Since 2015, internship applications must include **all official and passing** test scores must be submitted and in the Mason system (i.e. Banner/PatriotWeb) by the internship application deadline. **Allow a minimum of six weeks for official test scores to arrive at Mason.** Testing too close to the application deadline means scores will not arrive in time and the internship application will not be accepted.

For Fall 2018 internships, this means that the latest you could test in time for scores to be reported to Mason by February 15th is **January 1st.**

Required tests:

- Praxis Core Academic Skills for Educators Tests (or qualifying substitute)
- VCLA
- RVE (specific programs only...see link below)
- ACTFL (Foreign Language only...unofficial scores are acceptable *for this test only*)
- Praxis II (content knowledge exam in your specific endorsement area)

For details, please check <http://cehd.gmu.edu/teacher/test/>

ENDORSEMENTS

Please note that ALL endorsement coursework must be completed, with all transcripts submitted and approved by the CEHD Endorsement Office, prior to the internship application deadline. Since the internship application must be submitted in the semester prior to the actual internship, please make an appointment to meet with the Endorsement Specialist and plan the completion of your Endorsements accordingly.

CPR/AED/First Aid – NEW hands-on training required for licensure!

Due to a recent change in Virginia law, effective July 1, 2017, all new license applications and license

renewals must include verification that “hands-on” First Aid/CPR/AED training was completed. This means that applications for spring 2018 internships must also include verification of completing “hands-on” training. After June 30, 2017, the online training will no longer be accepted.

Emergency First Aid, CPR, and Use of AED Certification or Training requirement must be submitted and in the Mason system (i.e. Banner/PatriotWeb) by the application deadline. Students must submit one of the "acceptable evidence" documents listed at <http://cehd.gmu.edu/teacher/emergency-first-aid> to CEHD Student and Academic Affairs. In order to have the requirement reflected as met in the Mason system, documents can be scanned/e-mailed to CEHDacad@gmu.edu or dropped-off in Thompson Hall, Suite 2300.

DYSLEXIA AWARENESS TRAINING – NEW requirement for licensure!

Effective July 1, 2017, every person seeking initial licensure or renewal of a license shall complete awareness training, provided by VDOE, on the indicators of dyslexia, as that term is defined by the board and regulations, and the evidence-based interventions and accommodations for dyslexia. The training module is located at

<http://www.doe.virginia.gov/teaching/licensure/dyslexia-module/story.html>.

Similar to the Child Abuse Prevention Module, students will need to save and print out the completion certificate at the end of the module.

BACKGROUND CHECKS/FINGERPRINTING

All local school systems require students to complete a criminal background check through their human resources office (not through George Mason University) **prior to beginning the internship**. Detailed instructions on the process will be sent to the student from either the school system or Mason.

When applying for their background check/fingerprinting, students are **strongly advised** to disclose any/all legal incidents that may appear on their records. School divisions can and will withhold internship placement if discrepancies are found between a student’s disclosure and their official judicial record. Students must assume the risk that classes may be deferred and their program progress delayed or altered due to the individual severity of notations on such a check and review by individual agencies.

PLEASE NOTE:

Your G# must be clearly noted (visible and legible) on the face of any & all documents that you submit.

APPLICATION

The internship application can be downloaded at <http://cehd.gmu.edu/teacher/internships-field-experience>

DEADLINES

Fall 2018 internship application deadline:

* Traditional Internship: *February 15, 2018*

* On-the Job Internship: *May 1, 2018*

If you have any questions about the above requirements, **don’t wait** - please contact your advisor or the Clinical Practice Specialist at internsh@gmu.edu Please be sure to include your G# and program/content area information in your email.

This communication to you, including all requirements and deadlines, will be referenced upon receipt of any request for application deadline extension.