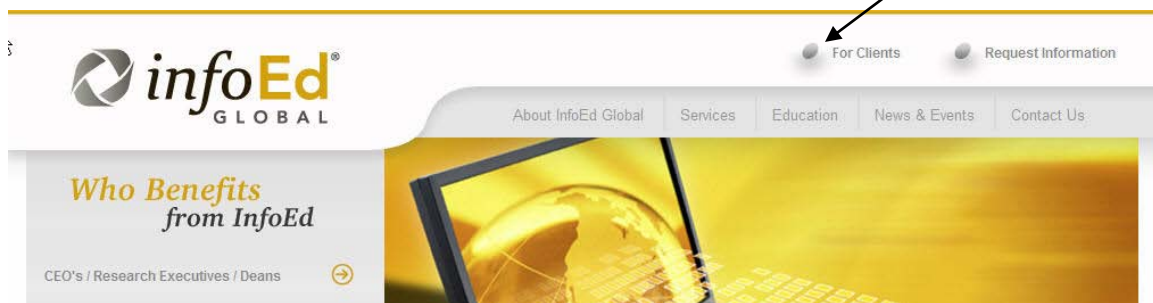




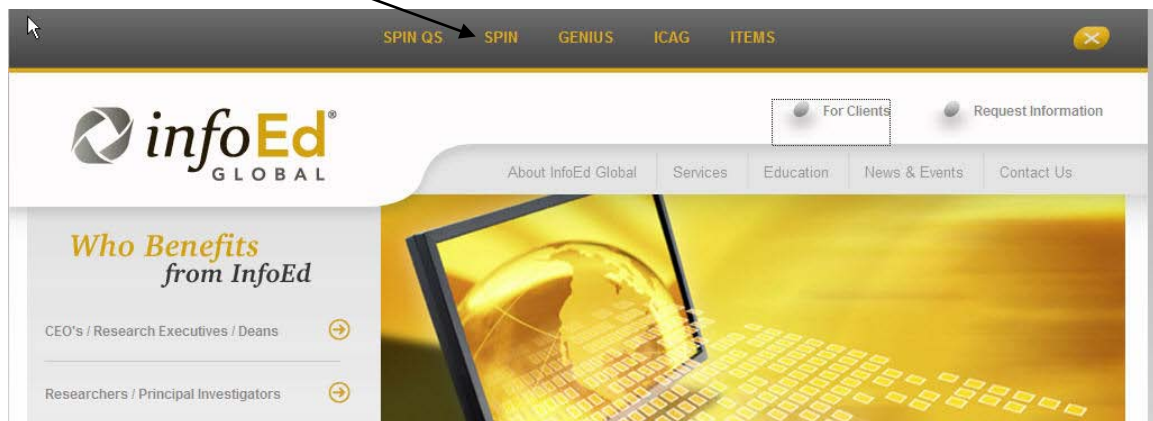
Locating Funding Sources Using the SPIN Database

SPIN (Sponsored Programs Information Network) is an up-to-date listing of national and international government and private funding sources. It is the number one database of its kind and used by over 800 colleges, universities and industry clients worldwide. **SPIN** currently has information on over 1,200 sponsoring agencies and 11,000 separate funding opportunities.

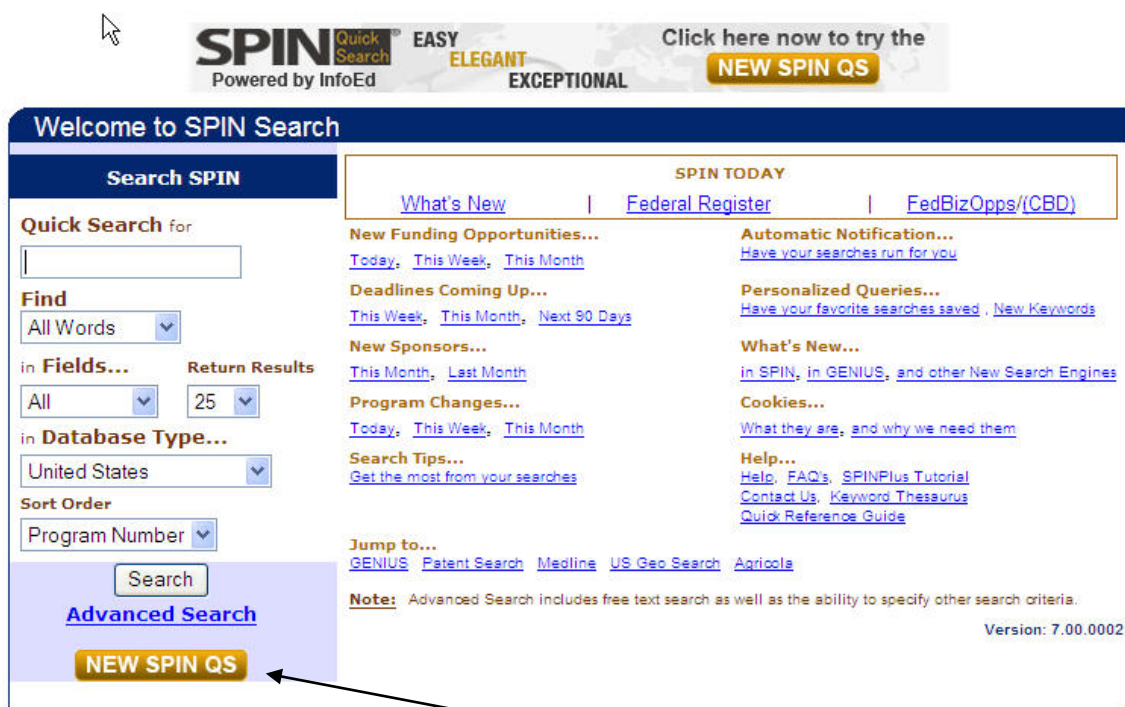
1. Go <http://infoedglobal.com/> Then click on the “For Clients” button



Click on “SPIN”



2. Below is the main SPIN search page. **Please bookmark for future reference.**



3. New SPIN Quick Search (QS) is not recommended.

4. For advanced searching functions, click on the "Advanced Search" link located below the Search button.



5. First, choose **keywords** that reflect your interests by clicking on the **keywords** link.

Keywords are required, all other search criteria are optional.

6. You can choose keywords for your search by **browsing** or **searching**:

To **browse**, click on one of the main categories (i.e., education) on the left side of the screen. Keywords associated with that category will appear in the right pane.

7. It is advisable to use the **Keyword Search** function located on the bottom of the keywords page. Be sure to click on the Search button; if you hit return you will be sent back to the previous page without selecting any keywords.

8. Select one or more keywords, then click on **Select**. When you have finished choosing keywords for your search, click on **Return**.

9. Click on **Run Search**.

9. You may get too many “hits” from your search. To narrow (filter) your search results, select the following:

Under **Applicant Types**, choose Colleges/Universities
Under **Award Types**, choose Research Grants/R & D

You can ignore the other search criteria.

Tips and Suggestions:

Limit the number of keywords to three or four per search.

When you find a hit that seems promising, see what other keywords are attached to that program at the bottom of the window and include these in subsequent searches.

What is SMARTS?

SMARTS is a free service that will e-mail you daily updates to the SPIN database. In order to create a **SMARTS** profile go to:

Click on the “**GENIUS**” link at the top of the infoed.org main page.
Click on “Create a new profile”
Select your institution
Enter your name, address, e-mail and select a username and password
Choose Keywords and other criteria for your search. It is the same as you would do for a SPIN search.

NOTE: Since **SPIN** data is usually updated only once annually you will not receive much output unless you select many keywords.

Questions:

For assistance contact Peter Barcher at pbarcher@gmu.edu or 703/993-9705.