


CEHD OFFICE OF RESEARCH



MISSION



- Mission: The mission of the CEHD Office of Research is to support and encourage scholarly activity of all types and to reduce administrative burden in all aspects of sponsored projects.

CEHD Events

Annual CEHD Research Symposium

February 6, 2013

1:00 - 4:30

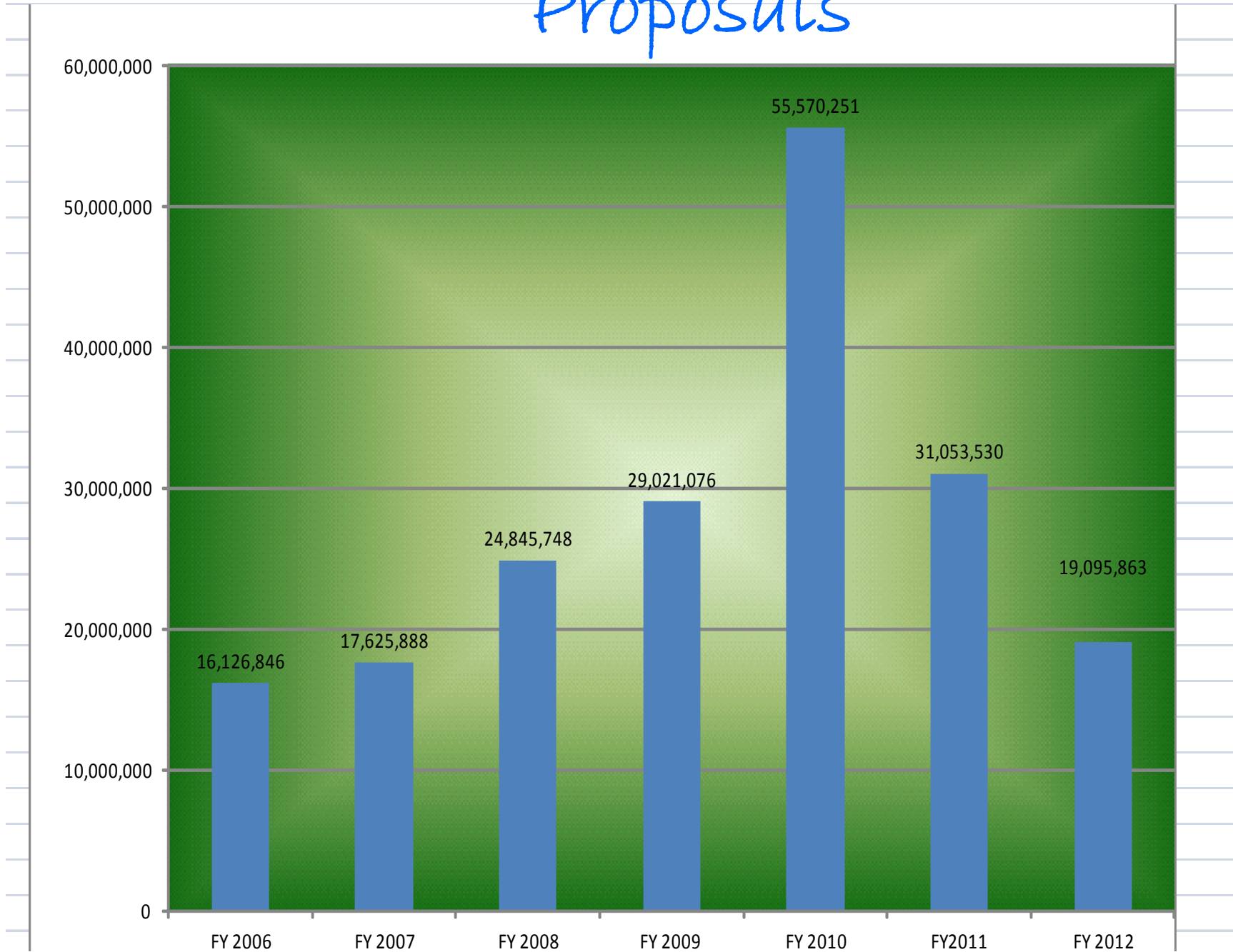
Annual CEHD Scholarly Achievement Award

PRE-AWARD SERVICES



- Funding searches/announcements
- Assist with proposal development strategy
- Facilitate preliminary meetings with potential collaborators
- Facilitate proposal planning, preparation and university requirements
- Explore ways to make your project fit sponsors' program
- Assist with sponsor liaison
- Assist with the management plan
- Assist with budget development
- Provide professional editors (time permitting)
- Organize outside reviews prior (time permitting)
- Assist with inter-institutional partnerships
- Facilitate continued program-building activities and follow-on funding

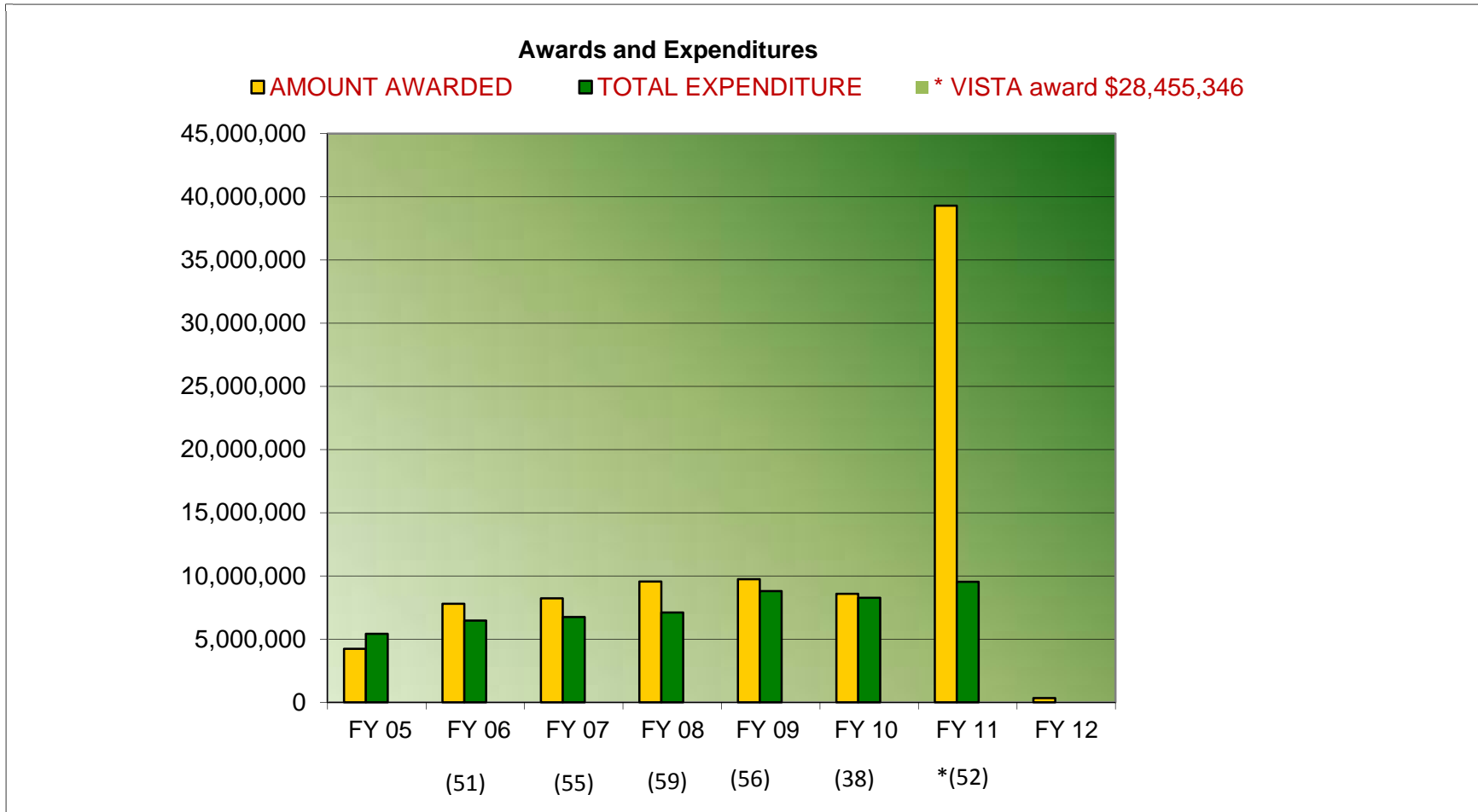
Proposals



POST-AWARD SERVICES

- Routine purchasing, travel, personnel actions are done by divisional staff
- Rhonda Troutman and Susan Miller provide training and handle the more difficult issues
- Oversight of grant expenditures
- Guidance on grant related requirements for travel and purchases
- Coordinate access needed to PI Reports, Banner, and Workflow programs.

Awards and Expenditures replace with update



Benchmarking

	Rank	# FTE Faculty	\$ per Faculty (Thousands)	\$ Expenditures (Millions)
Vanderbilt	1	91	414.4	37.7
UW – Madison	9	52	226.9	25.6
Indiana	21	104	238.1	25.0
Arizona State	35	112	390.3	30.0
Nebraska- Lincoln	50	85	95.9	7.7
UVA	22	70	174.0	15.3
Mason	66	95	87.0	8.3
NC State	66	78	94.8	8.1
UC – Riverside	66	22	199.4	4.4
Washington State	73	59	53.9	3.3

CEHD FACULTY ON GRANTS

<i>Academic Year</i>	<i>Tenure and Tenure Track</i>	PIs and Co-PIs
2010-2011	115	33
2009-2010	92	33
2008-2009	90	37
2007-2008	89	35

Campus Comparisons

	No. of Proposals	Expenditures	No. of Awards	Value of Awards
CEHD	71	\$9.6M	52	\$39.3M
CHHS	61	\$2.0M	40	\$2.9M
CHSS	178	\$17.4M	180	\$24.3M
COS	341	\$24.0M	208	\$22.8M
CVPA	8	\$62,000	7	\$66,000
Volgenau	194	\$18.0M	197	\$17.0M
SPP	57	\$8.1M	98	\$10.3M

CEHD Research Committee

- CEHD Pre-Award Grants Administrator
 - Locally based
 - Proposal submissions (eventually)
- Expanded editorial support for proposals and other
- Clear, written policies that affect research
 - GRA Policy -
 - more flexibility
 - Center eligibility for GRA support
 - Travel Policy
 - Base amount for all
 - Supplement for presenters and officers
 - \$500 supplement for international presentation
 - RTD Policy
 - Need written, clearly articulated policy
- CEHD Seed Grant Program
- Research computing/statistical software consulting services
- Encouraging faculty to become proposal reviewers
- Monthly "brown bag" presentations sponsored by divisions